

# Nationwide House Energy Rating Scheme®

## NatHERS® Certificate No. #000000000-00

Generated on [date] using [software and version]

[other boilerplate text other boilerplate text other boilerplate text other boilerplate text other boilerplate text other boilerplate text]

### Property

**Address** [00 Street, Suburb, State/Territory, Postcode]

**Lot/DP** [number]

**NCC class\*** [number]

**Floor/all Floors** [dwelling entrance floor] of [total no. of floors] floors

**Type** [new/renovation/existing]

### Plans

**Main plan** [plan number, version & date]

**Prepared by** [name of preparer of plans]

### Construction and environment

**Assessed floor area (m²)\***

Conditioned\* 000.0

Unconditioned\* 0.0

Total 0.0

Garage 0.0

**Exposure type** [exposure]

**NatHERS climate zone** [number, town/suburb]



### Accredited assessor

**Name** [assessor name]

**Business name** [business name]

**Email** [email address]

**Phone** [00 0000 0000]

**Accreditation No.** [0000 000 000]

**Assessor Accrediting Organisation** [name of Assessor Accrediting Organisation]

**Declaration of interest** [declaration]

### NCC Requirements

**BCA provisions** [Volume 1/Volume 2]

**State/Territory variation** [Yes/No]

### National Construction Code (NCC) requirements


The NCC allows the use of NatHERS accredited software to comply with the energy efficiency requirements for houses (Class 1 buildings) and apartments (Class 2 sole-occupancy units and Class 4 parts of buildings). The applicable requirements for houses are detailed in Specification 42 of NCC Volume Two. For apartments the requirements are detailed in clauses J2D2(2)(a) and (3) of NCC Volume One.

NCC 2022 includes enhanced thermal performance requirements for houses and apartments. It also includes a new whole-of-home annual energy use budget which applies to the major equipment in the home.

The NCC, and associated ABCB Standards and support material, can be accessed at [www.abcb.gov.au](http://www.abcb.gov.au).

Note, variations and additions to the NCC energy efficiency requirements may apply in some states and territories.

### Thermal performance star rating



### Thermal performance (MJ/m²)

Limits taken from ABCB Standard [xxxx.x]

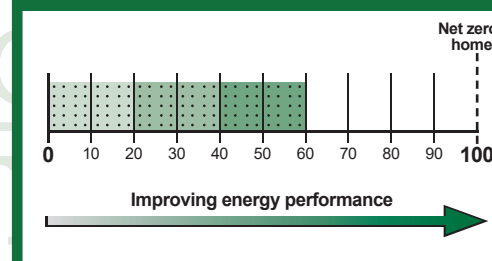
	Heating	Cooling
Modelled	0000.0	0000.0
Load limits	0000.0	0000.0

### Features determining load limits

Floor type (lowest conditioned area)	[Type]
NCC climate zone 1 or 2	[Y/N/NA]
Outdoor living area	[Y/N/NA]
Outdoor living area ceiling fan	[Y/N/NA]

### Whole of Home performance rating

**60 out of 100**



### Verification

To verify this certificate, scan the QR code or visit [Hstar-dev.azurewebsites.net/QR/Generate?p=M1alcPjQJ.]

When using either link, ensure you are visiting [hstar-dev.azurewebsites.net](http://hstar-dev.azurewebsites.net)



\* Refer to glossary.



## About the ratings

### Thermal performance rating

NatHERS thermal software models the expected heating and cooling energy loads using information about the design, construction, climate and common patterns of household use. The thermal performance rating (shown as a star rating on this Certificate) does not take into account appliances, apart from the airflow impacts from ceiling fans.

### Whole of Home performance rating

NatHERS Whole of Home software uses the heating and cooling energy loads combined with the energy performance of the home's appliances (heating, cooling, hot water, lighting, pool/spa pump and onsite renewable energy generation and storage) and models the expected energy value\* of the whole home. The Whole of Home performance rating is shown as a score out of 100 on this Certificate.

## Heating & Cooling Load Limits

### Additional information

In some locations under the NCC NatHERS pathway, separate heating and cooling load limits may apply. Minimum required star ratings in northern parts of Australia may also be affected by the presence or absence of an outdoor living area and/or an outdoor living area ceiling fan. Refer to the *ABCB Standard [XXXX.X]: NatHERS heating and cooling load limits* for details or contact the relevant local building regulating authority, noting that State and Territory variations may also apply.

### Setting options:

Floor type:

- CSOG – Concrete Slab on Ground
- SF – Suspended Floor (or a mixture of CSOG and SF)
- NA – Not Applicable

NCC climate Zone 1 or 2:


- Yes
- No
- NA – not applicable

Outdoor living area:

- Yes
- No
- NA – not applicable

Outdoor living area ceiling fan:

- Yes
- No
- NA – not applicable



## Predicted onsite renewable energy impact

Your Whole of Home energy use\* rating excluding onsite renewable energy generation is [00] out of 100.

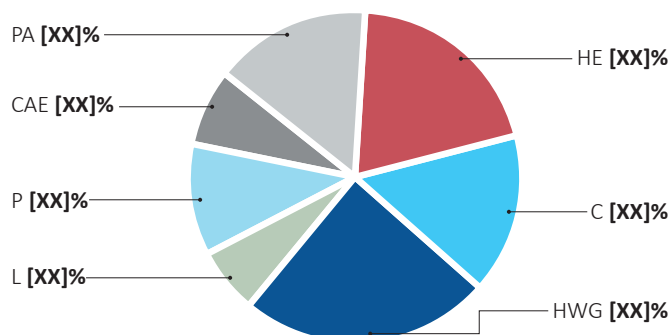
**This home's annual greenhouse gas emissions:** [0000]kg CO<sub>2</sub>e (with solar)  
[0000]kg CO<sub>2</sub>e (without solar)

Predicted annual electricity use: [0000] kWh  
Exported to the grid: [00]%  
Used by the home: [00]%

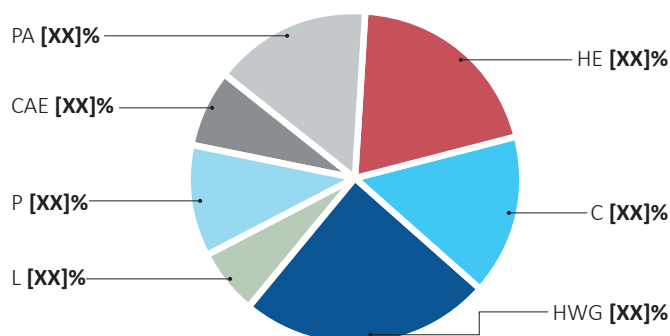
## Predicted Whole of Home annual impact by appliance

Shows the contribution each appliance has on the home's annual energy use, greenhouse gas emissions and cost without solar.

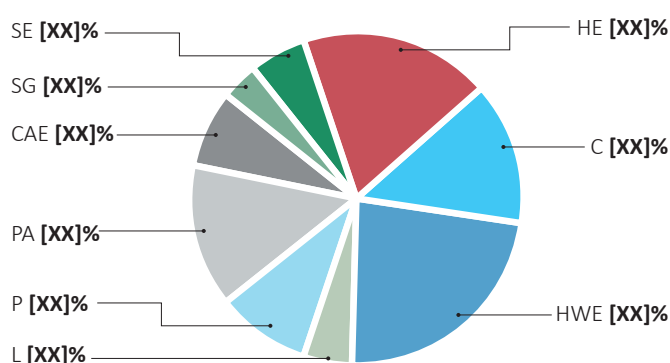
### Energy use:



### Greenhouse gas emissions:



### Cost:



### Graph Key:

Colour:	Code:	Name:	Fuel type:
[Red]	HE	Heating	electric
[Light Red]	HG	Heating	gas
[Pink]	HW	Heating	wood
[Light Blue]	C	Cooling	electric
[Dark Blue]	HWE	Hot water	electric
[Dark Blue]	HWG	Hot water	gas
[Light Green]	L	Lights	electric
[Light Blue]	P	Pool/Spa equipment	electric
[Light Grey]	PA	Plug-in appliances	electric
[Grey]	CAE	Cooking appliances	electric
[Dark Grey]	CAG	Cooking appliances	gas
[Dark Green]	SG	Supply charge	gas
[Green]	SE	Supply charge	electric

\* Refer to glossary.



## Certificate check

The checklist covers important items impacting the dwelling's ratings.  
It is recommended that the accuracy of the whole certificate is checked.

Note: The boxes indicate when and who should check each item.  
It is not mandatory to complete this checklist.

Approval stage		Construction stage		
Assessor checked	Consent authority/ surveyor checked	Builder checked	Consent authority/ surveyor checked	

### Genuine certificate check

Does this Certificate match the one available at the web address or QR code verification link on the front page?		<input type="checkbox"/>	<input type="checkbox"/>	<input type="checkbox"/>	<input type="checkbox"/>
Does the NatHERS certificate number on the NatHERS-stamped plans match the number on this Certificate?		<input type="checkbox"/>	<input type="checkbox"/>	<input type="checkbox"/>	<input type="checkbox"/>

### Thermal performance check

#### Windows and glazed doors

Does the window size, opening type and location shown on the NatHERS-stamped plans or as installed match what is shown in 'Window and glazed door schedule' and 'Roof window schedule' tables on this Certificate?	<input type="checkbox"/>	<input type="checkbox"/>	<input type="checkbox"/>	<input type="checkbox"/>	<input type="checkbox"/>
Does the installed windows meet the substitution tolerances (AFRC* based SHGC* and U-values*) as shown in the 'Window and glazed door type and performance' and 'Roof window type and performance' tables on this Certificate?			<input type="checkbox"/>	<input type="checkbox"/>	<input type="checkbox"/>

#### External walls

Does the external wall bulk insulation (R-value) shown on the NatHERS-stamped plans or as installed match what is shown in the External wall type table on this Certificate?	<input type="checkbox"/>	<input type="checkbox"/>	<input type="checkbox"/>	<input type="checkbox"/>	<input type="checkbox"/>
Does the external wall shade (colour) match what is shown in the 'External wall type' table on this Certificate?	<input type="checkbox"/>	<input type="checkbox"/>	<input type="checkbox"/>	<input type="checkbox"/>	<input type="checkbox"/>

#### Floor

Does the floor insulation (R-value) shown on the NatHERS-stamped plans or as installed match what is shown in the 'Floor type' table on this certificate?	<input type="checkbox"/>	<input type="checkbox"/>	<input type="checkbox"/>	<input type="checkbox"/>	<input type="checkbox"/>
---	--------------------------	--------------------------	--------------------------	--------------------------	--------------------------

#### Ceiling penetrations\*

Does the 'quantity' and 'type' of ceiling penetrations* (e.g. downlights, exhaust fans, etc) shown on the NatHERS-stamped plans or as installed match what is shown in the 'Ceiling penetrations' table on this Certificate?	<input type="checkbox"/>	<input type="checkbox"/>	<input type="checkbox"/>	<input type="checkbox"/>	<input type="checkbox"/>
--	--------------------------	--------------------------	--------------------------	--------------------------	--------------------------

#### Ceiling

Does the ceiling insulation (R-value) shown on the NatHERS-stamped plans or as installed match what is shown in the 'Ceiling type' table on this Certificate?	<input type="checkbox"/>	<input type="checkbox"/>	<input type="checkbox"/>	<input type="checkbox"/>	<input type="checkbox"/>
---	--------------------------	--------------------------	--------------------------	--------------------------	--------------------------

#### Roof

Does the external roof shade (colour) on the NatHERS stamped plans or as installed match what is shown in the 'Roof type' table on this Certificate?	<input type="checkbox"/>	<input type="checkbox"/>	<input type="checkbox"/>	<input type="checkbox"/>	<input type="checkbox"/>
--	--------------------------	--------------------------	--------------------------	--------------------------	--------------------------

#### Apartment entrance doors (NCC Class 2 assessments only)

Does the 'External Door Schedule' show apartment entrance doors? Please note that an "external door" between the modelled dwelling and a shared space, such as an enclosed corridor or foyer, should not be included in the assessment (because it overstates the possible ventilation) and would invalidate the Certificate.	<input type="checkbox"/>	<input type="checkbox"/>		<input type="checkbox"/>	<input type="checkbox"/>
--	--------------------------	--------------------------	--	--------------------------	--------------------------

#### Exposure\*

Has the appropriate exposure type (terrain) (shown on page 1) been applied? For example, it is unlikely that a ground-floor apartment is "exposed" or a top floor high-rise apartment is "protected".	<input type="checkbox"/>	<input type="checkbox"/>		<input type="checkbox"/>	<input type="checkbox"/>
---	--------------------------	--------------------------	--	--------------------------	--------------------------

#### Heating and cooling load limits\*

Do the load limits settings (shown on page 1) match what is shown on the NatHERS-stamped plans?	<input type="checkbox"/>	<input type="checkbox"/>	<input type="checkbox"/>	<input type="checkbox"/>	<input type="checkbox"/>
---	--------------------------	--------------------------	--------------------------	--------------------------	--------------------------

\* Refer to glossary.



## Certificate check

Continued

Approval stage		Construction stage		
Assessor checked	Consent authority/surveyor checked	Builder checked	Consent authority/surveyor checked	

### Additional NCC requirements for thermal performance (not included in the NatHERS assessment)

Thermal bridging				
Does the dwelling meet the NCC requirement for thermal bridging?	<input type="checkbox"/>	<input type="checkbox"/>	<input type="checkbox"/>	<input type="checkbox"/>
Insulation installation method				
Has the insulation been installed according to the NCC requirements?	<input type="checkbox"/>	<input type="checkbox"/>	<input type="checkbox"/>	<input type="checkbox"/>
Building sealing				
Does the dwelling meet the NCC requirements for Building Sealing?	<input type="checkbox"/>	<input type="checkbox"/>	<input type="checkbox"/>	<input type="checkbox"/>

### Whole of Home performance check (not applicable if a Whole of Home performance assessment is not conducted)

Appliances				
Does the cooling appliance/s type, location and efficiency/performance shown on the NatHERS-stamped plans or as installed match the location and minimum efficiency/performance requirements shown in the Appliance schedule on this Certificate?	<input type="checkbox"/>	<input type="checkbox"/>	<input type="checkbox"/>	<input type="checkbox"/>
Does the heating appliance/s type, location and efficiency/performance shown on the NatHERS-stamped plans or installed, match the location and minimum efficiency/performance requirements shown in the 'Appliance schedule' on this Certificate?	<input type="checkbox"/>	<input type="checkbox"/>	<input type="checkbox"/>	<input type="checkbox"/>
Does the hot water system type and efficiency/performance shown on the NatHERS-stamped plans or as installed match the location and minimum efficiency/performance requirements shown in the 'Appliance schedule' on this Certificate?	<input type="checkbox"/>	<input type="checkbox"/>	<input type="checkbox"/>	<input type="checkbox"/>
Does the pool pump efficiency/performance shown on the NatHERS-stamped plans or as installed match the minimum efficiency/performance requirements shown in the 'Appliance schedule' on this Certificate?	<input type="checkbox"/>	<input type="checkbox"/>	<input type="checkbox"/>	<input type="checkbox"/>
Does the onsite renewable energy system type, orientation and system size or generation capacity shown on the NatHERS stamped plans or installed match the 'Onsite Renewable Energy schedule' on this Certificate?	<input type="checkbox"/>	<input type="checkbox"/>	<input type="checkbox"/>	<input type="checkbox"/>

### Additional NCC Requirements for Services (not included in the NatHERS assessment)

Does the lighting meet the artificial lighting requirements specified in the NCC?	<input type="checkbox"/>	<input type="checkbox"/>	<input type="checkbox"/>	<input type="checkbox"/>
Does the hot water system meet the additional requirements specified in the NCC?	<input type="checkbox"/>	<input type="checkbox"/>	<input type="checkbox"/>	<input type="checkbox"/>

### Provisional values\* check

Have provisional values* been used in the assessment and, if so, are they noted in 'Additional notes' table below?	<input type="checkbox"/>	<input type="checkbox"/>	<input type="checkbox"/>	<input type="checkbox"/>
--	--------------------------	--------------------------	--------------------------	--------------------------

### Other NCC requirements

Note: This Certificate only covers the energy efficiency requirements in the NCC. Additional requirements that must also be satisfied include, but are not limited to: condensation, structural and fire safety requirements and any state or territory variations to the NCC energy efficiency requirements.

### Additional notes

---



---



---



---



## Room *schedule*

Room	Zone Type	Area (m <sup>2</sup> )

## Window and glazed door *type and performance*

### Default windows\*

Window ID	Window description	Maximum U-value*	SHGC*	Substitution tolerance ranges	
				SHGC lower limit	SHGC upper limit

### Custom windows\*

Window ID	Window description	Maximum U-value*	SHGC*	Substitution tolerance ranges	
				SHGC lower limit	SHGC upper limit

## Window and glazed door *schedule*

Location	Window ID	Window no.	Height (mm)	Width (mm)	Window type	Opening %	Orientation	Window shading device*

## Roof window\* *type and performance value*

### Default\* roof windows

Window ID	Window description	Maximum U-value*	SHGC*	Substitution tolerance ranges	
				SHGC lower limit	SHGC upper limit

### Custom\* roof windows

Window ID	Window description	Maximum U-value*	SHGC*	Substitution tolerance ranges	
				SHGC lower limit	SHGC upper limit



## Roof window\* *schedule*

Location	Window ID	Window No.	Opening %	Height (mm)	Width (mm)	Orientation	Outdoor shade	Indoor shade

## Skylight\* *type and performance*

Skylight ID	Skylight description	Skylight shaft reflectance

## Skylight\* *schedule*

Location	Skylight ID	Skylight No.	Skylight shaft length (mm)	Area (m <sup>2</sup> )	Orientation	Outdoor shade	Diffuser

## External door *schedule*

Location	Height (mm)	Width (mm)	Opening %	Orientation

## External wall *type*

Wall ID	Wall type	Solar absorptance	Wall shade (colour)	Bulk insulation (R-value)	Reflective wall wrap*

## External wall *schedule*

Location	Wall ID	Height (mm)	Width (mm)	Orientation	Horizontal shading feature* maximum projection (mm)	Vertical shading feature* (yes/no)



## Internal wall type

Wall ID	Wall type	Area (m2)	Bulk insulation

## Floor type

Location	Construction	Area (m <sup>2</sup> )	Sub-floor ventilation	Added insulation (R-value)	Covering

## Ceiling type

Location	Construction material/type	Bulk insulation R-value (may include edge batt values)	Reflective wrap*

## Ceiling penetrations\*

Location	Quantity	Type	Diameter (mm <sup>2</sup> )	Sealed/unsealed

## Ceiling fans

Location	Quantity	Diameter (mm)

## Roof type

Construction	Added insulation (R-value)	Solar absorptance	Roof shade (colour)

## Thermal bridging schedule for steel frame elements

Building element	Steel section dimensions (height x width, mm)	Frame spacing (mm)	Steel thickness (BMT,mm)	Thermal break (yes/no)





## Appliance schedule

(not applicable if a Whole of Home performance assessment is not conducted for this certificate)

Note: A flat assumption of 5W/m<sup>2</sup> is used for lighting, therefore lighting is not included in the appliance schedule.

### Cooling system

Appliance/ system type	Location	Fuel type	Minimum efficiency/ performance	Recommended capacity
Ducted refrigerative air conditioning (heat pump)	Kitchen/Dining/Living	Electric	00	00
Ducted refrigerative air conditioning (heat pump)	Bedroom 1	Electric	00	00
Ducted refrigerative air conditioning (heat pump)	Bedroom 2	Electric	00	00
Ducted refrigerative air conditioning (heat pump)	Bedroom 3	Electric	00	00

### Heating system

Appliance/ system type	Location	Fuel type	Minimum efficiency/ performance	Recommended capacity
Ducted reverse cycle air-conditioner (heat pump)	Kitchen/Dining/Living	Electric	00	00
Ducted reverse cycle air-conditioner (heat pump)	Bedroom 1	Electric	00	00
Ducted reverse cycle air-conditioner (heat pump)	Bedroom 2	Electric	00	00
Ducted reverse cycle air-conditioner (heat pump)	Bedroom 3	Electric	00	00

### Hot water system

Appliance/ system type	Fuel type	Minimum efficiency/ performance	Substitution tolerance ranges		Assessed daily load
			Zone 3 STC lower limit	Zone 3 STC upper limit	
Gas instantaneous	Gas	0 star	N/A		120L
Gas boosted solar thermal	Solar-gas	30 STCs Zone 4	22	31 (Medium)	120L

### Pool/spa equipment

Appliance/ system type	Fuel type	Minimum efficiency/ performance	Recommended capacity
Single speed pressure cleaner with main filtration pump	Electric	00	00



[#000000000-00] NatHERS Certificate

0.0 Star rating and 00 Whole of Home rating as of [Date]



## Onsite renewable energy *schedule*

(not applicable if a Whole of Home performance assessment is not conducted for this certificate)

System type	Orientation	System size or generation capacity
Solar PV	NW	0 kW

## Battery *schedule*

(not applicable if a Whole of Home performance assessment is not conducted for this certificate)

System type	Size (battery storage capacity)
Lithium-ion	0 kWh



## Explanatory notes

### About this report

NatHERS ratings are a reliable guide for comparing different dwelling designs and to demonstrate that designs meet the energy efficiency requirements in the National Construction Code.

NatHERS ratings use computer modelling to evaluate a home's energy efficiency and performance. They use localised climate data and standard assumptions on how people use their home to predict the heating and cooling energy loads and energy value\* of the whole home. The thermal performance star rating uses the home's building specifications, layout, orientation and fabric (i.e. walls, windows, floors, roofs and ceilings) to predict the heating and cooling energy loads. The Whole of Home performance rating uses information about the home's appliances and onsite energy generation and storage to estimate the home's energy value\*.

The actual energy loads, cost and greenhouse gas emissions of a home may vary from that predicted. This is because the assumptions will not always match the actual occupant usage patterns. For example, the number of occupants and how people use their appliances will vary.

Energy efficient homes use less energy, are warmer on cool days, cooler on hot days and cost less to run.

### Accredited assessors

For quality assured NatHERS Certificates, always use an accredited or licenced assessor registered with an Assessor Accrediting Organisation (AAO). AAOs have strict quality assurance processes, and professional development requirements ensuring consistently high standards for assessments.

Non-accredited assessors (Raters) have no ongoing training requirements and

are not quality assured.

Any queries about this report should be directed to the assessor. If the assessor is unable to address questions or concerns, contact the AAO specified on the front of this certificate.

### Disclaimer

The NatHERS Certificate format is developed by the NatHERS Administrator. However, the content in the certificate is entered by the assessor. It is the assessor's responsibility to use NatHERS accredited software correctly and follow the NatHERS Technical Note to produce a NatHERS Certificate.

The predicted annual energy load, cost and greenhouse gas emissions in this NatHERS Certificate are an estimate based on an assessment of the dwelling's design by the assessor. It is not a prediction of actual energy use, cost or emissions. The information and ratings may be used to compare how other dwellings are likely to perform when used in a similar way.

Information presented in this report relies on a range of standard assumptions (both embedded in NatHERS accredited software and made by the assessor who prepared this report), including assumptions about occupancy, behaviour, appliance performance, indoor air temperature and local climate.

Not all assumptions made by the assessor using the NatHERS accredited software tool are presented in this report and further details or data files may be obtained from the assessor.

## Glossary

<b>Annual energy load</b>	the predicted amount of energy required for heating and cooling, based on standard occupancy assumptions.
<b>AFRC</b>	Australian Fenestration Rating Council
<b>Assessed floor area</b>	the floor area modelled in the software for the purpose of the NatHERS assessment. Note, this may not be consistent with the floor area in the design documents.
<b>Ceiling penetrations</b>	features that require a penetration to the ceiling, including downlights, vents, exhaust fans, range hoods, chimneys and flues. Excludes fixtures attached to the ceiling with small holes through the ceiling for wiring, e.g. ceiling fans; pendant lights, and heating and cooling ducts.
<b>Conditioned</b>	a zone within a dwelling that is expected to require heating and cooling based on standard occupancy assumptions. In some circumstances it will include garages.
<b>COP</b>	Coefficient of performance
<b>Custom windows</b>	windows listed in NatHERS software that are available on the market in Australia and have a WERS (Window Energy Rating Scheme) rating.
<b>Default windows</b>	windows that are representative of a specific type of window product and whose properties have been derived by statistical methods.
<b>EER</b>	Energy Efficiency Ratio, measure of how much cooling can be achieved by an air conditioner for a single kWh of electricity input
<b>Energy use</b>	This is your homes rating without solar or batteries.
<b>Energy value</b>	The net cost to society including, but not limited to, costs to the building user, the environment and energy networks (as defined in the ABCB Housing Provisions Standard).
<b>Entrance door</b>	these signify ventilation benefits in the modelling software and must not be modelled as a door when opening to a minimally ventilated corridor in a Class 2 building.
<b>Exposure</b>	see exposure categories below.
<b>Exposure category – exposed</b>	terrain with no obstructions e.g. flat grazing land, ocean-frontage, desert, exposed high-rise unit (usually above 10 floors).
<b>Exposure category – open</b>	terrain with few obstructions at a similar height e.g. grasslands with few well scattered obstructions below 10m, farmland with scattered sheds, lightly vegetated bush blocks, elevated units (e.g. above 3 floors).
<b>Exposure category – suburban</b>	terrain with numerous, closely spaced obstructions below 10m e.g. suburban housing, heavily vegetated bushland areas.
<b>Exposure category – protected</b>	terrain with numerous, closely spaced obstructions over 10 m e.g. city and industrial areas.
<b>Horizontal shading feature</b>	provides shading to the building in the horizontal plane, e.g. eaves, verandahs, pergolas, carports, or overhangs or balconies from upper levels.
<b>National Construction Code (NCC) Class</b>	the NCC groups buildings by their function and use, and assigns a classification code. NatHERS software models NCC Class 1, 2 or 4 buildings and attached Class 10a buildings. Definitions can be found at <a href="http://www.abcb.gov.au">www.abcb.gov.au</a> .
<b>Net zero home</b>	a home that achieves a net zero energy value*.
<b>Opening percentage</b>	the openability percentage or operable (moveable) area of doors or windows that is used in ventilation calculations.
<b>Provisional value</b>	an assumed value that does not represent an actual value. For example, if the wall colour is unspecified in the documentation, a provisional value of 'medium' must be modelled. Acceptable provisional values are outlined in the NatHERS Technical Note and can be found at <a href="http://www.nathers.gov.au">www.nathers.gov.au</a>
<b>Recommended capacity</b>	this is the capacity or size of equipment that is recommended by NatHERS to achieve the desired comfort conditions in the zone or zones serviced. This is a recommendation and the final selection sizing should be confirmed by a suitably qualified person.
<b>Reflective wrap (also known as foil)</b>	can be applied to walls, roofs and ceilings. When combined with an appropriate air gap and emissivity value, it provides insulative properties.
<b>Roof window</b>	for NatHERS this is typically an operable window (i.e. can be opened), will have a plaster or similar light well if there is an attic space, and generally does not have a diffuser.
<b>Shading features</b>	includes neighbouring buildings, fences, and wing walls, but excludes eaves.
<b>Solar heat gain coefficient (SHGC)</b>	the fraction of incident solar radiation admitted through a window, both directly transmitted as well as absorbed and subsequently released inward. SHGC is expressed as a number between 0 and 1. The lower a window's SHGC, the less solar heat it transmits.
<b>Skylight (also known as roof lights)</b>	for NatHERS this is typically a moulded unit with flexible reflective tubing (light well) and a diffuser at ceiling level.
<b>STCs</b>	Small-scale Technology Certificates, certificates created by the REC registry for renewable energy technologies that may be bought and sold as part of the Small-scale Renewable Energy Scheme operated by the Clean Energy Regulatory
<b>Thermal breaks</b>	are materials with an R-value greater than or equal to 0.2 that must separate the metal frame from the cladding. This includes, but is not limited to, materials such as timber battens greater than or equal to 20mm thick, continuous thermal breaks such as polystyrene insulation sheeting, plastic strips or furring channels.
<b>U-value</b>	the rate of heat transfer through a window. The lower the U-value, the better the insulating ability.
<b>Unconditioned</b>	a zone within a dwelling that is assumed to not require heating and cooling based on standard occupancy assumptions.
<b>Vertical shading features</b>	provides shading to the building in the vertical plane and can be parallel or perpendicular to the subject wall/window. Includes privacy screens, other walls in the building (wing walls), fences, other buildings, vegetation (protected or listed heritage trees).
<b>Window shading device</b>	a device fixed to windows that provides shading e.g. window awnings or screens but excludes horizontal* or vertical shading features* (eg eaves and balconies)

\* Refer to glossary.

# Nationwide House Energy Rating Scheme®

## NatHERS® Certificate No. #000000000-00

Generated on [date] using [software and version]

[other boilerplate text other boilerplate text other boilerplate text other boilerplate text other boilerplate text other boilerplate text]

### Property

**Address** [00 Street, Suburb, State/Territory, Postcode]

**Lot/DP** [number]

**NCC class\*** [number]

**Floor/all Floors Type** [dwelling entrance floor] of [total no. of floors] floors [new/renovation/existing]

### Plans

**Main plan** [plan number, version & date]

**Prepared by** [name of preparer of plans]

### Construction and environment

**Assessed floor area (m²)\***

Conditioned*	000.0
Unconditioned*	0.0
Total	0.0
Garage	0.0

**Exposure type** [exposure]

**NatHERS climate zone** [number, town/suburb]



### Accredited assessor

**Name** [assessor name]

**Business name** [business name]

**Email** [email address]

**Phone** [00 0000 0000]

**Accreditation No.** [0000 000 000]

**Assessor Accrediting Organisation** [name of Assessor Accrediting Organisation]

**Declaration of interest** [declaration]

### NCC Requirements

**BCA provisions** [Volume 1/Volume 2]

**State/Territory variation** [Yes/No]

### National Construction Code (NCC) requirements

The NCC allows the use of NatHERS accredited software to comply with the energy efficiency requirements for houses (Class 1 buildings) and apartments (Class 2 sole-occupancy units and Class 4 parts of buildings). The applicable requirements for houses are detailed in Specification 42 of NCC Volume Two. For apartments the requirements are detailed in clauses J2D2(2)(a) and (3) of NCC Volume One.

NCC 2022 includes enhanced thermal performance requirements for houses and apartments. It also includes a new whole-of-home annual energy use budget which applies to the major equipment in the home.

The NCC, and associated ABCB Standards and support material, can be accessed at [www.abcb.gov.au](http://www.abcb.gov.au).

Note, variations and additions to the NCC energy efficiency requirements may apply in some states and territories.

### Thermal performance star rating



### Thermal performance (MJ/m²)

Limits taken from ABCB Standard [xxxx.x]

	Heating	Cooling
Modelled	0000.0	0000.0
Load limits	0000.0	0000.0

### Features determining load limits

Floor type (lowest conditioned area)	[Type]
NCC climate zone 1 or 2	[Y/N/NA]
Outdoor living area	[Y/N/NA]
Outdoor living area ceiling fan	[Y/N/NA]

### Whole of Home performance rating

No Whole of Home performance rating generated for this certificate.

### Verification

To verify this certificate, scan the QR code or visit [Hstar-dev.azurewebsites.net/QR/Generate?p=M1alcPjJ.]

When using either link, ensure you are visiting [hstar-dev.azurewebsites.net](http://hstar-dev.azurewebsites.net)



\* Refer to glossary.



## About the ratings

### Thermal performance rating

NatHERS thermal software models the expected heating and cooling energy loads using information about the design, construction, climate and common patterns of household use. The thermal performance rating (shown as a star rating on this Certificate) does not take into account appliances, apart from the airflow impacts from ceiling fans.

### Whole of Home performance rating

NatHERS Whole of Home software uses the heating and cooling energy loads combined with the energy performance of the home's appliances (heating, cooling, hot water, lighting, pool/spa pump and onsite renewable energy generation and storage) and models the expected energy value\* of the whole home. The Whole of Home performance rating is shown as a score out of 100 on this Certificate.

## Heating & Cooling Load Limits

### Additional information

In some locations under the NCC NatHERS pathway, separate heating and cooling load limits may apply. Minimum required star ratings in northern parts of Australia may also be affected by the presence or absence of an outdoor living area and/or an outdoor living area ceiling fan. Refer to the *ABCB Standard [XXXX.X]: NatHERS heating and cooling load limits* for details or contact the relevant local building regulating authority, noting that State and Territory variations may also apply.

### Setting options:

Floor type:

CSOG – Concrete Slab on Ground

SF – Suspended Floor (or a mixture of CSOG and SF)

NA – Not Applicable

NCC climate Zone 1 or 2:

Yes

No

NA – not applicable

Outdoor living area:

Yes

No

NA – not applicable

Outdoor living area ceiling fan:

Yes

No

NA – not applicable

## Predicted Whole of Home annual impact by appliance

Shows the contribution each appliance has on the home's annual energy use, greenhouse gas emissions and cost without solar.

### Energy use:

No Whole of Home performance assessment conducted for this certificate.

### Greenhouse gas emissions:

No Whole of Home performance assessment conducted for this certificate.

### Cost:

No Whole of Home performance assessment conducted for this certificate.



## Predicted onsite renewable energy impact

No Whole of Home performance assessment conducted for this certificate.



## Certificate check

The checklist covers important items impacting the dwelling's ratings.  
It is recommended that the accuracy of the whole certificate is checked.

Note: The boxes indicate when and who should check each item.  
It is not mandatory to complete this checklist.

	Approval stage		Construction stage		
	Assessor checked	Consent authority/ surveyor checked	Builder checked	Consent authority/ surveyor checked	Occupancy/other
<b>Genuine certificate check</b>					
Does this Certificate match the one available at the web address or QR code verification link on the front page?		<input type="checkbox"/>	<input type="checkbox"/>	<input type="checkbox"/>	<input type="checkbox"/>
Does the NatHERS certificate number on the NatHERS-stamped plans match the number on this Certificate?		<input type="checkbox"/>	<input type="checkbox"/>	<input type="checkbox"/>	<input type="checkbox"/>
<b>Thermal performance check</b>					
<b>Windows and glazed doors</b>					
Does the window size, opening type and location shown on the NatHERS-stamped plans or as installed match what is shown in 'Window and glazed door schedule' and 'Roof window schedule' tables on this Certificate?	<input type="checkbox"/>	<input type="checkbox"/>	<input type="checkbox"/>	<input type="checkbox"/>	<input type="checkbox"/>
Does the installed windows meet the substitution tolerances (AFRC* based SHGC* and U-values*) as shown in the 'Window and glazed door type and performance' and 'Roof window type and performance' tables on this Certificate?			<input type="checkbox"/>	<input type="checkbox"/>	<input type="checkbox"/>
<b>External walls</b>					
Does the external wall bulk insulation (R-value) shown on the NatHERS-stamped plans or as installed match what is shown in the External wall type table on this Certificate?	<input type="checkbox"/>	<input type="checkbox"/>	<input type="checkbox"/>	<input type="checkbox"/>	<input type="checkbox"/>
Does the external wall shade (colour) match what is shown in the 'External wall type' table on this Certificate?	<input type="checkbox"/>	<input type="checkbox"/>	<input type="checkbox"/>	<input type="checkbox"/>	<input type="checkbox"/>
<b>Floor</b>					
Does the floor insulation (R-value) shown on the NatHERS-stamped plans or as installed match what is shown in the 'Floor type' table on this certificate?	<input type="checkbox"/>	<input type="checkbox"/>	<input type="checkbox"/>	<input type="checkbox"/>	<input type="checkbox"/>
<b>Ceiling penetrations*</b>					
Does the 'quantity' and 'type' of ceiling penetrations* (e.g. downlights, exhaust fans, etc) shown on the NatHERS-stamped plans or as installed match what is shown in the 'Ceiling penetrations' table on this Certificate?	<input type="checkbox"/>	<input type="checkbox"/>	<input type="checkbox"/>	<input type="checkbox"/>	<input type="checkbox"/>
<b>Ceiling</b>					
Does the ceiling insulation (R-value) shown on the NatHERS-stamped plans or as installed match what is shown in the 'Ceiling type' table on this Certificate?	<input type="checkbox"/>	<input type="checkbox"/>	<input type="checkbox"/>	<input type="checkbox"/>	<input type="checkbox"/>
<b>Roof</b>					
Does the external roof shade (colour) on the NatHERS stamped plans or as installed match what is shown in the 'Roof type' table on this Certificate?	<input type="checkbox"/>	<input type="checkbox"/>	<input type="checkbox"/>	<input type="checkbox"/>	<input type="checkbox"/>
<b>Apartment entrance doors (NCC Class 2 assessments only)</b>					
Does the 'External Door Schedule' show apartment entrance doors? Please note that an "external door" between the modelled dwelling and a shared space, such as an enclosed corridor or foyer, should not be included in the assessment (because it overstates the possible ventilation) and would invalidate the Certificate.	<input type="checkbox"/>	<input type="checkbox"/>		<input type="checkbox"/>	<input type="checkbox"/>
<b>Exposure*</b>					
Has the appropriate exposure type (terrain) (shown on page 1) been applied? For example, it is unlikely that a ground-floor apartment is "exposed" or a top floor high-rise apartment is "protected".	<input type="checkbox"/>	<input type="checkbox"/>		<input type="checkbox"/>	<input type="checkbox"/>
<b>Heating and cooling load limits*</b>					
Do the load limits settings (shown on page 1) match what is shown on the NatHERS-stamped plans?	<input type="checkbox"/>	<input type="checkbox"/>	<input type="checkbox"/>	<input type="checkbox"/>	<input type="checkbox"/>

\* Refer to glossary.





## Certificate check

Continued

Approval stage		Construction stage		
Assessor checked	Consent authority/surveyor checked	Builder checked	Consent authority/surveyor checked	

### Additional NCC requirements for thermal performance (not included in the NatHERS assessment)

Thermal bridging				
Does the dwelling meet the NCC requirement for thermal bridging?	<input type="checkbox"/>	<input type="checkbox"/>	<input type="checkbox"/>	<input type="checkbox"/>
Insulation installation method				
Has the insulation been installed according to the NCC requirements?	<input type="checkbox"/>	<input type="checkbox"/>	<input type="checkbox"/>	<input type="checkbox"/>
Building sealing				
Does the dwelling meet the NCC requirements for Building Sealing?	<input type="checkbox"/>	<input type="checkbox"/>	<input type="checkbox"/>	<input type="checkbox"/>

### Whole of Home performance check (not applicable if a Whole of Home performance assessment is not conducted)

Appliances				
Does the cooling appliance/s type, location and efficiency/performance shown on the NatHERS-stamped plans or as installed match the location and minimum efficiency/performance requirements shown in the Appliance schedule on this Certificate?	<input type="checkbox"/>	<input type="checkbox"/>	<input type="checkbox"/>	<input type="checkbox"/>
Does the heating appliance/s type, location and efficiency/performance shown on the NatHERS-stamped plans or installed, match the location and minimum efficiency/performance requirements shown in the 'Appliance schedule' on this Certificate?	<input type="checkbox"/>	<input type="checkbox"/>	<input type="checkbox"/>	<input type="checkbox"/>
Does the hot water system type and efficiency/performance shown on the NatHERS-stamped plans or as installed match the location and minimum efficiency/performance requirements shown in the 'Appliance schedule' on this Certificate?	<input type="checkbox"/>	<input type="checkbox"/>	<input type="checkbox"/>	<input type="checkbox"/>
Does the pool pump efficiency/performance shown on the NatHERS-stamped plans or as installed match the minimum efficiency/performance requirements shown in the 'Appliance schedule' on this Certificate?	<input type="checkbox"/>	<input type="checkbox"/>	<input type="checkbox"/>	<input type="checkbox"/>
Does the onsite renewable energy system type, orientation and system size or generation capacity shown on the NatHERS stamped plans or installed match the 'Onsite Renewable Energy schedule' on this Certificate?	<input type="checkbox"/>	<input type="checkbox"/>	<input type="checkbox"/>	<input type="checkbox"/>

### Additional NCC Requirements for Services (not included in the NatHERS assessment)

Does the lighting meet the artificial lighting requirements specified in the NCC?	<input type="checkbox"/>	<input type="checkbox"/>	<input type="checkbox"/>	<input type="checkbox"/>
Does the hot water system meet the additional requirements specified in the NCC?	<input type="checkbox"/>	<input type="checkbox"/>	<input type="checkbox"/>	<input type="checkbox"/>

### Provisional values\* check

Have provisional values* been used in the assessment and, if so, are they noted in 'Additional notes' table below?	<input type="checkbox"/>	<input type="checkbox"/>	<input type="checkbox"/>	<input type="checkbox"/>
--	--------------------------	--------------------------	--------------------------	--------------------------

### Other NCC requirements

Note: This Certificate only covers the energy efficiency requirements in the NCC. Additional requirements that must also be satisfied include, but are not limited to: condensation, structural and fire safety requirements and any state or territory variations to the NCC energy efficiency requirements.

### Additional notes

---



---



---



---



## Room *schedule*

Room	Zone Type	Area (m²)

## Window and glazed door *type and performance*

### Default windows\*

Window ID	Window description	Maximum U-value*	SHGC*	Substitution tolerance ranges	
				SHGC lower limit	SHGC upper limit

### Custom windows\*

Window ID	Window description	Maximum U-value*	SHGC*	Substitution tolerance ranges	
				SHGC lower limit	SHGC upper limit

## Window and glazed door *schedule*

Location	Window ID	Window no.	Height (mm)	Width (mm)	Window type	Opening %	Orientation	Window shading device*

## Roof window\* *type and performance value*

### Default\* roof windows

Window ID	Window description	Maximum U-value*	SHGC*	Substitution tolerance ranges	
				SHGC lower limit	SHGC upper limit

### Custom\* roof windows

Window ID	Window description	Maximum U-value*	SHGC*	Substitution tolerance ranges	
				SHGC lower limit	SHGC upper limit





## Roof window\* *schedule*

Location	Window ID	Window No.	Opening %	Height (mm)	Width (mm)	Orientation	Outdoor shade	Indoor shade

## Skylight\* *type and performance*

Skylight ID	Skylight description	Skylight shaft reflectance

## Skylight\* *schedule*

Location	Skylight ID	Skylight No.	Skylight shaft length (mm)	Area (m <sup>2</sup> )	Orientation	Outdoor shade	Diffuser

## External door *schedule*

Location	Height (mm)	Width (mm)	Opening %	Orientation

## External wall *type*

Wall ID	Wall type	Solar absorptance	Wall shade (colour)	Bulk insulation (R-value)	Reflective wall wrap*

## External wall *schedule*

Location	Wall ID	Height (mm)	Width (mm)	Orientation	Horizontal shading feature* maximum projection (mm)	Vertical shading feature (yes/no)



## Internal wall type

Wall ID	Wall type	Area (m2)	Bulk insulation

## Floor type

Location	Construction	Area (m <sup>2</sup> )	Sub-floor ventilation	Added insulation (R-value)	Covering

## Ceiling type

Location	Construction material/type	Bulk insulation R-value (may include edge batt values)	Reflective wrap*

## Ceiling penetrations\*

Location	Quantity	Type	Diameter (mm <sup>2</sup> )	Sealed/unsealed

## Ceiling fans

Location	Quantity	Diameter (mm)

## Roof type

Construction	Added insulation (R-value)	Solar absorptance	Roof shade (colour)

## Thermal bridging schedule for steel frame elements

Building element	Steel section dimensions (height x width, mm)	Frame spacing (mm)	Steel thickness (BMT,mm)	Thermal break (yes/no)



## Appliance schedule

(not applicable if a Whole of Home performance assessment is not conducted for this certificate)

Note: A flat assumption of 5W/m<sup>2</sup> is used for lighting, therefore lighting is not included in the appliance schedule.

### Cooling system

Appliance/ system type	Location	Fuel type	Minimum efficiency/ performance	Recommended capacity
No Whole of Home performance assessment conducted for this certificate.				

### Heating system

Appliance/ system type	Location	Fuel type	Minimum efficiency/ performance	Recommended capacity
No Whole of Home performance assessment conducted for this certificate.				

### Hot water system

Appliance/ system type	Fuel type	Minimum efficiency/ performance	Substitution tolerance ranges		Assessed daily load
			Zone 3 STC lower limit	Zone 3 STC upper limit	
No Whole of Home performance assessment conducted for this certificate.					

### Pool/spa equipment

Appliance/ system type	Fuel type	Minimum efficiency/ performance	Recommended capacity
No Whole of Home performance assessment conducted for this certificate.			

[#000000000-00] NatHERS Certificate

0.0 Star rating and 00 Whole of Home rating as of [Date]



## Onsite renewable energy *schedule*

(not applicable if a Whole of Home performance assessment is not conducted for this certificate)

System type

Orientation

System size or generation capacity

No Whole of Home performance assessment conducted for this certificate.

## Battery *schedule*

(not applicable if a Whole of Home performance assessment is not conducted for this certificate)

System type

Size (battery storage capacity)

No Whole of Home performance assessment conducted for this certificate.



## Explanatory notes

### About this report

NatHERS ratings are a reliable guide for comparing different dwelling designs and to demonstrate that designs meet the energy efficiency requirements in the National Construction Code.

NatHERS ratings use computer modelling to evaluate a home's energy efficiency and performance. They use localised climate data and standard assumptions on how people use their home to predict the heating and cooling energy loads and energy value\* of the whole home. The thermal performance star rating uses the home's building specifications, layout, orientation and fabric (i.e. walls, windows, floors, roofs and ceilings) to predict the heating and cooling energy loads. The Whole of Home performance rating uses information about the home's appliances and onsite energy generation and storage to estimate the home's energy value\*.

The actual energy loads, cost and greenhouse gas emissions of a home may vary from that predicted. This is because the assumptions will not always match the actual occupant usage patterns. For example, the number of occupants and how people use their appliances will vary.

Energy efficient homes use less energy, are warmer on cool days, cooler on hot days and cost less to run.

### Accredited assessors

For quality assured NatHERS Certificates, always use an accredited or licenced assessor registered with an Assessor Accrediting Organisation (AAO). AAOs have strict quality assurance processes, and professional development requirements ensuring consistently high standards for assessments.

Non-accredited assessors (Raters) have no ongoing training requirements and

are not quality assured.

Any queries about this report should be directed to the assessor. If the assessor is unable to address questions or concerns, contact the AAO specified on the front of this certificate.

### Disclaimer

The NatHERS Certificate format is developed by the NatHERS Administrator. However, the content in the certificate is entered by the assessor. It is the assessor's responsibility to use NatHERS accredited software correctly and follow the NatHERS Technical Note to produce a NatHERS Certificate.

The predicted annual energy load, cost and greenhouse gas emissions in this NatHERS Certificate are an estimate based on an assessment of the dwelling's design by the assessor. It is not a prediction of actual energy use, cost or emissions. The information and ratings may be used to compare how other dwellings are likely to perform when used in a similar way.

Information presented in this report relies on a range of standard assumptions (both embedded in NatHERS accredited software and made by the assessor who prepared this report), including assumptions about occupancy, behaviour, appliance performance, indoor air temperature and local climate.

Not all assumptions made by the assessor using the NatHERS accredited software tool are presented in this report and further details or data files may be obtained from the assessor.

## Glossary

<b>Annual energy load</b>	the predicted amount of energy required for heating and cooling, based on standard occupancy assumptions.
<b>AFRC</b>	Australian Fenestration Rating Council
<b>Assessed floor area</b>	the floor area modelled in the software for the purpose of the NatHERS assessment. Note, this may not be consistent with the floor area in the design documents.
<b>Ceiling penetrations</b>	features that require a penetration to the ceiling, including downlights, vents, exhaust fans, range hoods, chimneys and flues. Excludes fixtures attached to the ceiling with small holes through the ceiling for wiring, e.g. ceiling fans; pendant lights, and heating and cooling ducts.
<b>Conditioned</b>	a zone within a dwelling that is expected to require heating and cooling based on standard occupancy assumptions. In some circumstances it will include garages.
<b>COP</b>	Coefficient of performance
<b>Custom windows</b>	windows listed in NatHERS software that are available on the market in Australia and have a WERS (Window Energy Rating Scheme) rating.
<b>Default windows</b>	windows that are representative of a specific type of window product and whose properties have been derived by statistical methods.
<b>EER</b>	Energy Efficiency Ratio, measure of how much cooling can be achieved by an air conditioner for a single kWh of electricity input
<b>Energy use</b>	This is your homes rating without solar or batteries.
<b>Energy value</b>	The net cost to society including, but not limited to, costs to the building user, the environment and energy networks (as defined in the ABCB Housing Provisions Standard).
<b>Entrance door</b>	these signify ventilation benefits in the modelling software and must not be modelled as a door when opening to a minimally ventilated corridor in a Class 2 building.
<b>Exposure</b>	see exposure categories below.
<b>Exposure category – exposed</b>	terrain with no obstructions e.g. flat grazing land, ocean-frontage, desert, exposed high-rise unit (usually above 10 floors).
<b>Exposure category – open</b>	terrain with few obstructions at a similar height e.g. grasslands with few well scattered obstructions below 10m, farmland with scattered sheds, lightly vegetated bush blocks, elevated units (e.g. above 3 floors).
<b>Exposure category – suburban</b>	terrain with numerous, closely spaced obstructions below 10m e.g. suburban housing, heavily vegetated bushland areas.
<b>Exposure category – protected</b>	terrain with numerous, closely spaced obstructions over 10 m e.g. city and industrial areas.
<b>Horizontal shading feature</b>	provides shading to the building in the horizontal plane, e.g. eaves, verandahs, pergolas, carports, or overhangs or balconies from upper levels.
<b>National Construction Code (NCC) Class</b>	the NCC groups buildings by their function and use, and assigns a classification code. NatHERS software models NCC Class 1, 2 or 4 buildings and attached Class 10a buildings. Definitions can be found at <a href="http://www.abcb.gov.au">www.abcb.gov.au</a> .
<b>Net zero home</b>	a home that achieves a net zero energy value*.
<b>Opening percentage</b>	the openability percentage or operable (moveable) area of doors or windows that is used in ventilation calculations.
<b>Provisional value</b>	an assumed value that does not represent an actual value. For example, if the wall colour is unspecified in the documentation, a provisional value of 'medium' must be modelled. Acceptable provisional values are outlined in the NatHERS Technical Note and can be found at <a href="http://www.nathers.gov.au">www.nathers.gov.au</a>
<b>Recommended capacity</b>	this is the capacity or size of equipment that is recommended by NatHERS to achieve the desired comfort conditions in the zone or zones serviced. This is a recommendation and the final selection sizing should be confirmed by a suitably qualified person.
<b>Reflective wrap (also known as foil)</b>	can be applied to walls, roofs and ceilings. When combined with an appropriate air gap and emissivity value, it provides insulative properties.
<b>Roof window</b>	for NatHERS this is typically an operable window (i.e. can be opened), will have a plaster or similar light well if there is an attic space, and generally does not have a diffuser.
<b>Shading features</b>	includes neighbouring buildings, fences, and wing walls, but excludes eaves.
<b>Solar heat gain coefficient (SHGC)</b>	the fraction of incident solar radiation admitted through a window, both directly transmitted as well as absorbed and subsequently released inward. SHGC is expressed as a number between 0 and 1. The lower a window's SHGC, the less solar heat it transmits.
<b>Skylight (also known as roof lights)</b>	for NatHERS this is typically a moulded unit with flexible reflective tubing (light well) and a diffuser at ceiling level.
<b>STCs</b>	Small-scale Technology Certificates, certificates created by the REC registry for renewable energy technologies that may be bought and sold as part of the Small-scale Renewable Energy Scheme operated by the Clean Energy Regulatory
<b>Thermal breaks</b>	are materials with an R-value greater than or equal to 0.2 that must separate the metal frame from the cladding. This includes, but is not limited to, materials such as timber battens greater than or equal to 20mm thick, continuous thermal breaks such as polystyrene insulation sheeting, plastic strips or furring channels.
<b>U-value</b>	the rate of heat transfer through a window. The lower the U-value, the better the insulating ability.
<b>Unconditioned</b>	a zone within a dwelling that is assumed to not require heating and cooling based on standard occupancy assumptions.
<b>Vertical shading features</b>	provides shading to the building in the vertical plane and can be parallel or perpendicular to the subject wall/window. Includes privacy screens, other walls in the building (wing walls), fences, other buildings, vegetation (protected or listed heritage trees).
<b>Window shading device</b>	a device fixed to windows that provides shading e.g. window awnings or screens but excludes horizontal* or vertical shading features* (eg eaves and balconies)

\* Refer to glossary.

**Residential energy rating report Non-accredited No. #000000000-00**

Generated on [date] using [software and version]

This report was created using NatHERS accredited software but the non-accredited assessor (rater) is not accredited under NatHERS and this report is not accredited as being compliant with NatHERS.  
Reliance on this report is accordingly at your own risk.

**Property**

**Address** [00 Street,  
Suburb, State/Territory, Postcode]  
**Lot/DP** [number]  
**NCC class\*** [number]  
**Floor/all Floors** [dwelling entrance floor] of [total no. of floors] floors  
**Type** [new/renovation/existing]

**Thermal performance  
Star rating****X.X**

star rating

**Plans**

**Main plan** [plan number, version & date]  
**Prepared by** [name of preparer of plans]

**[XX.X] MJ/m<sup>2</sup>**

Predicted annual energy load for heating  
and cooling based on standard occupancy  
assumptions.

**Construction and environment**

**Assessed floor area (m<sup>2</sup>)\***  
Conditioned\* 000.0  
Unconditioned\* 0.0  
Total 0.0  
Garage 0.0  
**Exposure type** [exposure]  
**NatHERS climate zone** [number, town/suburb]

**Thermal performance (MJ/m<sup>2</sup>)**

Limits taken from ABCB Standard [xxxx.x]

	Heating	Cooling
<b>Modelled</b>	0000.0	0000.0
<b>Load limits</b>	0000.0	0000.0

**Features determining load limits**

Floor type (lowest conditioned area)	[Type]
NCC climate zone 1 or 2	[Y/N/NA]
Outdoor living area	[Y/N/NA]
Outdoor living area ceiling fan	[Y/N/NA]

**Rater\*\***

**Name** [assessor name]  
**Business name** [business name]  
**Email** [email address]  
**Phone** [00 0000 0000]  
**Declaration of interest** [declaration]

**NCC Requirements**

**BCA provisions** [Volume 1/Volume 2]  
**State/Territory variation** [Yes/No]

**Whole of Home  
performance rating****National Construction Code (NCC) requirements****50 out of 100**

The NCC allows the use of NatHERS accredited software to comply with the energy efficiency requirements for houses (Class 1 buildings) and apartments (Class 2 sole-occupancy units and Class 4 parts of buildings). The applicable requirements for houses are detailed in Specification 42 of NCC Volume Two. For apartments the requirements are detailed in clauses J2D2(2)(a) and (3) of NCC Volume One.

NCC 2022 includes enhanced thermal performance requirements for houses and apartments. It also includes a new whole-of-home annual energy use budget which applies to the major equipment in the home.

The NCC, and associated ABCB Standards and support material, can be accessed at [www.abcb.gov.au](http://www.abcb.gov.au).

Note, variations and additions to the NCC energy efficiency requirements may apply in some states and territories.

**Verification**

To verify this report,  
scan the QR code or visit  
[Hstar-dev.  
[azurewebsites.net/QR/  
Generate?p=MlalcPjqJ.](https://azurewebsites.net/QR/Generate?p=MlalcPjqJ.)]

When using either link,  
ensure you are visiting  
[hstar-dev.azurewebsites.net](https://hstar-dev.azurewebsites.net)



About the ratings

Thermal performance rating

NatHERS thermal software models the expected heating and cooling energy loads using information about the design, construction, climate and common patterns of household use. The thermal performance rating (shown as a written rating on this Report) does not take into account appliances, apart from the airflow impacts from ceiling fans.

Whole of Home performance rating

NatHERS Whole of Home software uses the heating and cooling energy loads combined with the energy performance of the home's appliances (heating, cooling, hot water, lighting, pool/spa pump and onsite renewable energy generation and storage) and models the expected energy value\* of the whole home. The Whole of Home performance rating is shown as a score out of 100 on this Report.

Heating & Cooling Load Limits

Additional information

In some locations under the NCC NatHERS pathway, separate heating and cooling load limits may apply. Minimum required star ratings in northern parts of Australia may also be affected by the presence or absence of an outdoor living area and/or an outdoor living area ceiling fan. Refer to the ABCB Standard [XXXX.X]: NatHERS heating and cooling load limits for details or contact the relevant local building regulating authority, noting that State and Territory variations may also apply.

Setting options:

Floor type:

- CSOG – Concrete Slab on Ground
- SF – Suspended Floor (or a mixture of CSOG and SF)
- NA – Not Applicable

NCC climate Zone 1 or 2:

- Yes
- No
- NA – not applicable

Outdoor living area:

- Yes
- No
- NA – not applicable

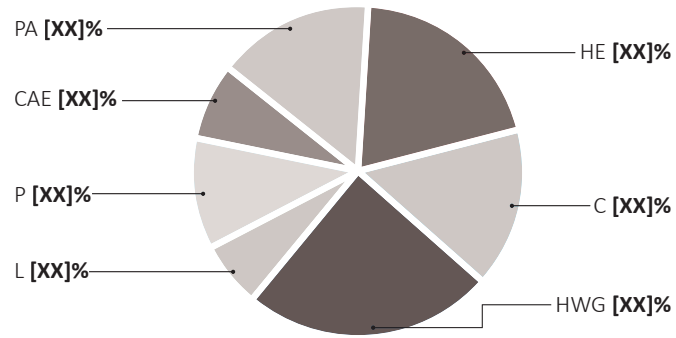
Outdoor living area ceiling fan:

- Yes
- No
- NA – not applicable

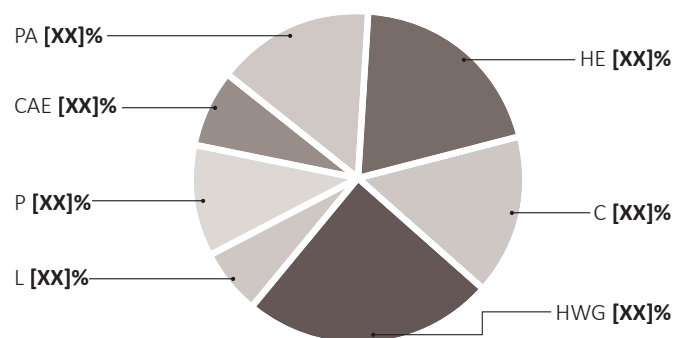
Predicted Whole of Home annual impact by appliance

Shows the contribution each appliance has on the home's annual energy use, greenhouse gas emissions and cost without solar.

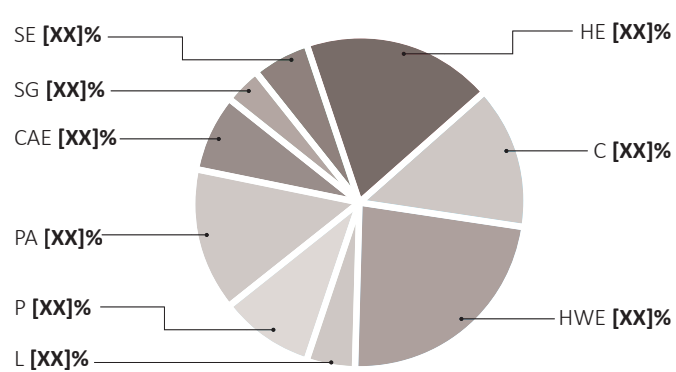
Energy use:



Greenhouse gas emissions:



Cost:



Graph Key:

Colour:	Code:	Name:	Fuel type:
	HE	Heating	electric
	HG	Heating	gas
	HW	Heating	wood
	C	Cooling	electric
	HWE	Hot water	electric
	HWG	Hot water	gas
	L	Lights	electric
	P	Pool/Spa equipment	electric
	PA	Plug-in appliances	electric
	CAE	Cooking appliances	electric
	CAG	Cooking appliances	gas
	SG	Supply charge	gas
	SE	Supply charge	electric



Predicted onsite renewable energy impact

Your Whole of Home energy use\* rating excluding onsite renewable energy generation is [00] out of 100.

This home's annual greenhouse gas emissions: [0000]kg CO<sub>2</sub>e (with solar)  
[0000]kg CO<sub>2</sub>e (without solar)

Predicted annual electricity use: [0000] kWh  
Exported to the grid: [00]%  
Used by the home: [00]%



Report check	Approval stage		Construction stage		Occupancy/other
	Rater checked	Consent authority/ surveyor checked	Builder checked	Consent authority/ surveyor checked	
<p>The checklist covers important items impacting the dwelling's ratings. It is recommended that the accuracy of the whole report is checked.</p> <p>Note: The boxes indicate when and who should check each item. It is not mandatory to complete this checklist.</p>					
<b>Genuine report check</b>					
Does this report match the one available at the web address or QR code verification link on the front page?	<input type="checkbox"/>	<input type="checkbox"/>	<input type="checkbox"/>	<input type="checkbox"/>	<input type="checkbox"/>
Does the report number on the stamped plans match the number on this Report?	<input type="checkbox"/>	<input type="checkbox"/>	<input type="checkbox"/>	<input type="checkbox"/>	<input type="checkbox"/>
<b>Thermal performance check</b>					
<b>Windows and glazed doors</b>					
Does the window size, opening type and location shown on the NatHERS-stamped plans or as installed match what is shown in 'Window and glazed door schedule' and 'Roof window schedule' tables on this Certificate?	<input type="checkbox"/>	<input type="checkbox"/>	<input type="checkbox"/>	<input type="checkbox"/>	<input type="checkbox"/>
Does the installed windows meet the substitution tolerances (AFRC* based SHGC* and U-values*) as shown in the 'Window and glazed door type and performance' and 'Roof window type and performance' tables on this Certificate?	<input type="checkbox"/>	<input type="checkbox"/>	<input type="checkbox"/>	<input type="checkbox"/>	<input type="checkbox"/>
<b>External walls</b>					
Does the external wall bulk insulation (R-value) shown on the NatHERS-stamped plans or as installed match what is shown in the External wall type table on this Report?	<input type="checkbox"/>	<input type="checkbox"/>	<input type="checkbox"/>	<input type="checkbox"/>	<input type="checkbox"/>
Does the external wall shade (colour) match what is shown in the 'External wall type' table on this Report?	<input type="checkbox"/>	<input type="checkbox"/>	<input type="checkbox"/>	<input type="checkbox"/>	<input type="checkbox"/>
<b>Floor</b>					
Does the floor insulation (R-value) shown on the NatHERS-stamped plans or as installed match what is shown in the 'Floor type' table on this Report?	<input type="checkbox"/>	<input type="checkbox"/>	<input type="checkbox"/>	<input type="checkbox"/>	<input type="checkbox"/>
<b>Ceiling penetrations*</b>					
Does the 'quantity' and 'type' of ceiling penetrations* (e.g. downlights, exhaust fans, etc) shown on the NatHERS-stamped plans or as installed match what is shown in the 'Ceiling penetrations' table on this Report?	<input type="checkbox"/>	<input type="checkbox"/>	<input type="checkbox"/>	<input type="checkbox"/>	<input type="checkbox"/>
<b>Ceiling</b>					
Does the ceiling insulation (R-value) shown on the NatHERS-stamped plans or as installed match what is shown in the 'Ceiling type' table on this Report?	<input type="checkbox"/>	<input type="checkbox"/>	<input type="checkbox"/>	<input type="checkbox"/>	<input type="checkbox"/>
<b>Roof</b>					
Does the external roof shade (colour) on the NatHERS stamped plans or as installed match what is shown in the 'Roof type' table on this Report?	<input type="checkbox"/>	<input type="checkbox"/>	<input type="checkbox"/>	<input type="checkbox"/>	<input type="checkbox"/>
<b>Apartment entrance doors (NCC Class 2 assessments only)</b>					
Does the 'External Door Schedule' show apartment entrance doors? Please note that an "external door" between the modelled dwelling and a shared space, such as an enclosed corridor or foyer, should not be included in the assessment (because it overstates the possible ventilation) and would invalidate the Report.	<input type="checkbox"/>	<input type="checkbox"/>	<input type="checkbox"/>	<input type="checkbox"/>	<input type="checkbox"/>
<b>Exposure*</b>					
Has the appropriate exposure type (terrain) (shown on page 1) been applied? For example, it is unlikely that a ground-floor apartment is "exposed" or a top floor high-rise apartment is "protected".	<input type="checkbox"/>	<input type="checkbox"/>	<input type="checkbox"/>	<input type="checkbox"/>	<input type="checkbox"/>
<b>Heating and cooling load limits*</b>					
Do the load limits settings (shown on page 1) match what is shown on the NatHERS-stamped plans?	<input type="checkbox"/>	<input type="checkbox"/>	<input type="checkbox"/>	<input type="checkbox"/>	<input type="checkbox"/>

## Report check

Continued

	Approval stage		Construction stage		
	Rater checked	Consent authority/ surveyor checked	Builder checked	Consent authority/ surveyor checked	Occupancy/other
<b>Additional NCC requirements for thermal performance (not included in the NatHERS assessment)</b>					
<b>Thermal bridging</b>					
Does the dwelling meet the NCC requirement for thermal bridging?		<input type="checkbox"/>	<input type="checkbox"/>	<input type="checkbox"/>	<input type="checkbox"/>
<b>Insulation installation method</b>					
Has the insulation been installed according to the NCC requirements?			<input type="checkbox"/>	<input type="checkbox"/>	<input type="checkbox"/>
<b>Building sealing</b>					
Does the dwelling meet the NCC requirements for Building Sealing?		<input type="checkbox"/>	<input type="checkbox"/>	<input type="checkbox"/>	<input type="checkbox"/>
<b>Whole of Home performance check (not applicable if a Whole of Home performance assessment is not conducted)</b>					
<b>Appliances</b>					
Does the cooling appliance/s type, location and efficiency/performance shown on the NatHERS-stamped plans or as installed match the location and minimum efficiency/performance requirements shown in the Appliance schedule on this Report?	<input type="checkbox"/>	<input type="checkbox"/>	<input type="checkbox"/>	<input type="checkbox"/>	<input type="checkbox"/>
Does the heating appliance/s type, location and efficiency/performance shown on the NatHERS-stamped plans or installed, match the location and minimum efficiency/performance requirements shown in the 'Appliance schedule' on this Report?	<input type="checkbox"/>	<input type="checkbox"/>	<input type="checkbox"/>	<input type="checkbox"/>	<input type="checkbox"/>
Does the hot water system type and efficiency/performance shown on the NatHERS-stamped plans or as installed match the location and minimum efficiency/performance requirements shown in the 'Appliance schedule' on this Report?	<input type="checkbox"/>	<input type="checkbox"/>	<input type="checkbox"/>	<input type="checkbox"/>	<input type="checkbox"/>
Does the pool pump efficiency/performance shown on the NatHERS-stamped plans or as installed match the minimum efficiency/performance requirements shown in the 'Appliance schedule' on this Report?	<input type="checkbox"/>	<input type="checkbox"/>	<input type="checkbox"/>	<input type="checkbox"/>	<input type="checkbox"/>
Does the onsite renewable energy system type, orientation and system size or generation capacity shown on the NatHERS stamped plans or installed match the 'Onsite Renewable Energy schedule' on this Report?	<input type="checkbox"/>	<input type="checkbox"/>	<input type="checkbox"/>	<input type="checkbox"/>	<input type="checkbox"/>
<b>Additional NCC Requirements for Services (not included in the NatHERS assessment)</b>					
Does the lighting meet the artificial lighting requirements specified in the NCC?		<input type="checkbox"/>	<input type="checkbox"/>	<input type="checkbox"/>	<input type="checkbox"/>
Does the hot water system meet the additional requirements specified in the NCC?		<input type="checkbox"/>	<input type="checkbox"/>	<input type="checkbox"/>	<input type="checkbox"/>
<b>Provisional values* check</b>					
Have provisional values* been used in the assessment and, if so, are they noted in 'Additional notes' table below?	<input type="checkbox"/>	<input type="checkbox"/>			
<b>Other NCC requirements</b>					
Note: This Report only covers the energy efficiency requirements in the NCC. Additional requirements that must also be satisfied include, but are not limited to: condensation, structural and fire safety requirements and any state or territory variations to the NCC energy efficiency requirements.					
<b>Additional notes</b>					

Room *schedule*

Room	Zone Type	Area (m²)

Window and glazed door *type and performance*

Default windows*					
Window ID	Window description	Maximum U-value*	SHGC*	Substitution tolerance ranges	
				SHGC lower limit	SHGC upper limit

Custom windows*					
Window ID	Window description	Maximum U-value*	SHGC*	Substitution tolerance ranges	
				SHGC lower limit	SHGC upper limit

Window and glazed door *schedule*

Location	Window ID	Window no.	Height (mm)	Width (mm)	Window type	Opening %	Orientation	Window shading device*

Roof window\* *type and performance value*

Default* roof windows					
Window ID	Window description	Maximum U-value*	SHGC*	Substitution tolerance ranges	
				SHGC lower limit	SHGC upper limit

Custom* roof windows					
Window ID	Window description	Maximum U-value*	SHGC*	Substitution tolerance ranges	
				SHGC lower limit	SHGC upper limit

## Roof window\* *schedule*

Location	Window ID	Window No.	Opening %	Height (mm)	Width (mm)	Orientation	Outdoor shade	Indoor shade

## Skylight\* *type and performance*

Skylight ID	Skylight description	Skylight shaft reflectance

## Skylight\* *schedule*

Location	Skylight ID	Skylight No.	Skylight shaft length (mm)	Area (m <sup>2</sup> )	Orientation	Outdoor shade	Diffuser

## External door *schedule*

Location	Height (mm)	Width (mm)	Opening %	Orientation

## External wall *type*

Wall ID	Wall type	Solar absorptance	Wall shade (colour)	Bulk insulation (R-value)	Reflective wall wrap*

## External wall *schedule*

Location	Wall ID	Height (mm)	Width (mm)	Orientation	Horizontal shading feature* maximum projection (mm)	Vertical shading feature (yes/no)

**Internal wall type**

Wall ID	Wall type	Area (m2)	Bulk insulation

**Floor type**

Location	Construction	Area (m <sup>2</sup> )	Sub-floor ventilation	Added insulation (R-value)	Covering

**Ceiling type**

Location	Construction material/type	Bulk insulation R-value (may include edge batt values)	Reflective wrap*

**Ceiling penetrations\***

Location	Quantity	Type	Diameter (mm <sup>2</sup> )	Sealed/unsealed

**Ceiling fans**

Location	Quantity	Diameter (mm)

**Roof type**

Construction	Added insulation (R-value)	Solar absorptance	Roof shade (colour)

**Thermal bridging schedule for steel frame elements**

Building element	Steel section dimensions (height x width, mm)	Frame spacing (mm)	Steel thickness (BMT,mm)	Thermal break (yes/no)

**Appliance schedule**

(not applicable if a Whole of Home performance assessment is not conducted for this certificate)

Note: A flat assumption of 5W/m<sup>2</sup> is used for lighting, therefore lighting is not included in the appliance schedule.

## Cooling system

Appliance/ system type	Location	Fuel type	Minimum efficiency/ performance	Recommended capacity
Ducted refrigerative air conditioning (heat pump)	Kitchen/Dining/Living	Electric	00	00
Ducted refrigerative air conditioning (heat pump)	Bedroom 1	Electric	00	00
Ducted refrigerative air conditioning (heat pump)	Bedroom 2	Electric	00	00
Ducted refrigerative air conditioning (heat pump)	Bedroom 3	Electric	00	00

## Heating system

Appliance/ system type	Location	Fuel type	Minimum efficiency/ performance	Recommended capacity
Ducted reverse cycle air-conditioner (heat pump)	Kitchen/Dining/Living	Electric	00	00
Ducted reverse cycle air-conditioner (heat pump)	Bedroom 1	Electric	00	00
Ducted reverse cycle air-conditioner (heat pump)	Bedroom 2	Electric	00	00
Ducted reverse cycle air-conditioner (heat pump)	Bedroom 3	Electric	00	00

## Hot water system

Appliance/ system type	Fuel type	Minimum efficiency/ performance	Substitution tolerance ranges		Assessed daily load
			Zone 3 STC lower limit	Zone 3 STC upper limit	
Gas instantaneous	Gas	0 star	N/A		120L
Gas boosted solar thermal	Solar-gas	30 STCs Zone 4	22	31 (Medium)	120L

## Pool/spa equipment

Appliance/ system type	Fuel type	Minimum efficiency/ performance	Recommended capacity
Single speed pressure cleaner with main filtration pump	Electric	00	00

## Onsite renewable energy *schedule*

(not applicable if a Whole of Home performance assessment is not conducted for this certificate)

System type	Orientation	System size or generation capacity
Solar PV	NW	0 kW

## Battery *schedule*

(not applicable if a Whole of Home performance assessment is not conducted for this certificate)

System type	Size (battery storage capacity)
Lithium-ion	0 kWh



Explanatory notes

About this report

This report is non-accredited and has been prepared by a non-accredited assessor (Rater\*\*). This is distinct from a NatHERS Certificate.

NatHERS ratings are a reliable guide for comparing different dwelling designs and to demonstrate that designs meet the energy efficiency requirements in the National Construction Code.

NatHERS ratings use computer modelling to evaluate a home's energy efficiency and performance. They use localised climate data and standard assumptions on how people use their home to predict the heating and cooling energy loads and energy value\* of the whole home. The thermal performance star rating uses the home's building specifications, layout, orientation and fabric (i.e. walls, windows, floors, roofs and ceilings) to predict the heating and cooling energy loads. The Whole of Home performance rating uses information about the home's appliances and onsite energy generation and storage to estimate the homes energy value\* .

The actual energy loads, cost and greenhouse gas emissions of a home may vary from that predicted. This is because the assumptions will not always match the actual occupant usage patterns. For example, the number of occupants and how people use their appliances will vary.

Energy efficient homes use less energy, are warmer on cool days, cooler on hot days and cost less to run.

Rater

Non-accredited assessors (Raters) are not required to have any formal qualifications, insurance, ongoing professional development or quality assurance checks on their ratings. This is distinct from NatHERS accredited assessors who are required to have qualifications, ongoing professional development and have

quality assurance checks on their ratings.

For quality assured NatHERS Certificates, always use an accredited or licenced assessor registered with an Assessor Accrediting Organisation (AAO). AAOs have strict quality assurance processes, and professional development requirements ensuring consistently high standards for assessments.

Any questions or concerns about this report should be directed to the rater in the first instance. If the rater is unable to address these questions or concerns, the state or territory building code authority should be contacted.

Disclaimer

The NatHERS Certificate format is developed by the NatHERS Administrator. However, the content in the certificate is entered by the rater. It is the rater's responsibility to use NatHERS accredited software correctly and follow the NatHERS Technical Note to produce this report.

The predicted annual energy load, cost and greenhouse gas emissions are not part of a non-accredited report. In a NatHERS Certificate these are an estimate based on an assessment of the dwelling's design by the assessor. It is not a prediction of actual energy use, cost or emissions. The information and ratings may be used to compare how other dwellings are likely to perform when used in a similar way.

Information presented in this report relies on a range of standard assumptions (both embedded in NatHERS accredited software and made by the rater who prepared this report), including assumptions about occupancy, behaviour, appliance performance, indoor air temperature and local climate.

Not all assumptions made by the rater using the NatHERS accredited software tool are presented in this report and further details or data files may be obtained from the rater.

Glossary

Annual energy load	the predicted amount of energy required for heating and cooling, based on standard occupancy assumptions.
AFRC	Australian Fenestration Rating Council
Assessed floor area	the floor area modelled in the software for the purpose of the NatHERS assessment. Note, this may not be consistent with the floor area in the design documents.
Ceiling penetrations	features that require a penetration to the ceiling, including downlights, vents, exhaust fans, range hoods, chimneys and flues. Excludes fixtures attached to the ceiling with small holes through the ceiling for wiring, e.g. ceiling fans; pendant lights, and heating and cooling ducts.
Conditioned	a zone within a dwelling that is expected to require heating and cooling based on standard occupancy assumptions. In some circumstances it will include garages.
COP	Coefficient of performance
Custom windows	windows listed in NatHERS software that are available on the market in Australia and have a WERS (Window Energy Rating Scheme) rating.
Default windows	windows that are representative of a specific type of window product and whose properties have been derived by statistical methods.
EER	Energy Efficiency Ratio, measure of how much cooling can be achieved by an air conditioner for a single kWh of electricity input
Energy use	This is your homes rating without solar or batteries.
Energy value	The net cost to society including, but not limited to, costs to the building user, the environment and energy networks (as defined in the ABCB Housing Provisions Standard).
Entrance door	these signify ventilation benefits in the modelling software and must not be modelled as a door when opening to a minimally ventilated corridor in a Class 2 building.
Exposure	see exposure categories below.
Exposure category – exposed	terrain with no obstructions e.g. flat grazing land, ocean-frontage, desert, exposed high-rise unit (usually above 10 floors).
Exposure category – open	terrain with few obstructions at a similar height e.g. grasslands with few well scattered obstructions below 10m, farmland with scattered sheds, lightly vegetated bush blocks, elevated units (e.g. above 3 floors).
Exposure category – suburban	terrain with numerous, closely spaced obstructions below 10m e.g. suburban housing, heavily vegetated bushland areas.
Exposure category – protected	terrain with numerous, closely spaced obstructions over 10 m e.g. city and industrial areas.
Horizontal shading feature	provides shading to the building in the horizontal plane, e.g. eaves, verandahs, pergolas, carports, or overhangs or balconies from upper levels.
National Construction Code (NCC) Class	the NCC groups buildings by their function and use, and assigns a classification code. NatHERS software models NCC Class 1, 2 or 4 buildings and attached Class 10a buildings. Definitions can be found at <a href="http://www.abcb.gov.au">www.abcb.gov.au</a> .
Net zero home	a home that achieves a net zero energy value*.
Opening percentage	the openability percentage or operable (moveable) area of doors or windows that is used in ventilation calculations.
Provisional value	an assumed value that does not represent an actual value. For example, if the wall colour is unspecified in the documentation, a provisional value of 'medium' must be modelled. Acceptable provisional values are outlined in the NatHERS Technical Note and can be found at <a href="http://www.nathers.gov.au">www.nathers.gov.au</a>
Recommended capacity	this is the capacity or size of equipment that is recommended by NatHERS to achieve the desired comfort conditions in the zone or zones serviced. This is a recommendation and the final selection sizing should be confirmed by a suitably qualified person.
Reflective wrap (also known as foil)	can be applied to walls, roofs and ceilings. When combined with an appropriate air gap and emissivity value, it provides insulative properties.
Roof window	for NatHERS this is typically an operable window (i.e. can be opened), will have a plaster or similar light well if there is an attic space, and generally does not have a diffuser.
Shading features	includes neighbouring buildings, fences, and wing walls, but excludes eaves.
Solar heat gain coefficient (SHGC)	the fraction of incident solar radiation admitted through a window, both directly transmitted as well as absorbed and subsequently released inward. SHGC is expressed as a number between 0 and 1. The lower a window's SHGC, the less solar heat it transmits.
Skylight (also known as roof lights)	for NatHERS this is typically a moulded unit with flexible reflective tubing (light well) and a diffuser at ceiling level.
STCs	Small-scale Technology Certificates, certificates created by the REC registry for renewable energy technologies that may be bought and sold as part of the Small-scale Renewable Energy Scheme operated by the Clean Energy Regulatory
Thermal breaks	are materials with an R-value greater than or equal to 0.2 that must separate the metal frame from the cladding. This includes, but is not limited to, materials such as timber battens greater than or equal to 20mm thick, continuous thermal breaks such as polystyrene insulation sheeting, plastic strips or furring channels.
U-value	the rate of heat transfer through a window. The lower the U-value, the better the insulating ability.
Unconditioned	a zone within a dwelling that is assumed to not require heating and cooling based on standard occupancy assumptions.
Vertical shading features	provides shading to the building in the vertical plane and can be parallel or perpendicular to the subject wall/window. Includes privacy screens, other walls in the building (wing walls), fences, other buildings, vegetation (protected or listed heritage trees).
Window shading device	a device fixed to windows that provides shading e.g. window awnings or screens but excludes horizontal* or vertical shading features* (eg eaves and balconies)

**Residential energy rating report Non-accredited No. #000000000-00**

Generated on [date] using [software and version]

This report was created using NatHERS accredited software but the non-accredited assessor (rater) is not accredited under NatHERS and this report is not accredited as being compliant with NatHERS.  
Reliance on this report is accordingly at your own risk.

**Property**

**Address** [00 Street,  
Suburb, State/Territory, Postcode]  
**Lot/DP** [number]  
**NCC class\*** [number]  
**Floor/all Floors** [dwelling entrance floor] of [total no. of floors] floors  
**Type** [new/renovation/existing]

**Thermal performance  
Star rating****X.X**

star rating

**Plans**

**Main plan** [plan number, version & date]  
**Prepared by** [name of preparer of plans]

**[XX.X] MJ/m<sup>2</sup>**

Predicted annual energy load for heating  
and cooling based on standard occupancy  
assumptions.

**Construction and environment**

**Assessed floor area (m<sup>2</sup>)\***  
Conditioned\* 000.0  
Unconditioned\* 0.0  
Total 0.0  
Garage 0.0  
**Exposure type** [exposure]  
**NatHERS climate zone** [number, town/suburb]

**Thermal performance (MJ/m<sup>2</sup>)**

Limits taken from ABCB Standard [xxxx.x]

	Heating	Cooling
<b>Modelled</b>	0000.0	0000.0
<b>Load limits</b>	0000.0	0000.0

**Features determining load limits**

Floor type (lowest conditioned area)	[Type]
NCC climate zone 1 or 2	[Y/N/NA]
Outdoor living area	[Y/N/NA]
Outdoor living area ceiling fan	[Y/N/NA]

**Rater\*\***

**Name** [assessor name]  
**Business name** [business name]  
**Email** [email address]  
**Phone** [00 0000 0000]  
**Declaration of interest** [declaration]

**NCC Requirements**

**BCA provisions** [Volume 1/Volume 2]  
**State/Territory variation** [Yes/No]

**Whole of Home  
performance rating****National Construction Code (NCC) requirements**

The NCC allows the use of NatHERS accredited software to comply with the energy efficiency requirements for houses (Class 1 buildings) and apartments (Class 2 sole-occupancy units and Class 4 parts of buildings). The applicable requirements for houses are detailed in Specification 42 of NCC Volume Two. For apartments the requirements are detailed in clauses J2D2(2)(a) and (3) of NCC Volume One.

NCC 2022 includes enhanced thermal performance requirements for houses and apartments. It also includes a new whole-of-home annual energy use budget which applies to the major equipment in the home.

The NCC, and associated ABCB Standards and support material, can be accessed at [www.abcb.gov.au](http://www.abcb.gov.au).

Note, variations and additions to the NCC energy efficiency requirements may apply in some states and territories.

No Whole of Home  
performance rating  
generated for this  
certificate.

**Verification**

To verify this report,  
scan the QR code or visit  
[Hstar-dev.  
[azurewebsites.net/QR/  
Generate?p=M1alcPjqJ.](https://azurewebsites.net/QR/Generate?p=M1alcPjqJ.)]

When using either link,  
ensure you are visiting  
[hstar-dev.azurewebsites.net](https://hstar-dev.azurewebsites.net)



## About the ratings

### Thermal performance rating

NatHERS thermal software models the expected heating and cooling energy loads using information about the design, construction, climate and common patterns of household use. The thermal performance rating (shown as a written rating on this Report) does not take into account appliances, apart from the airflow impacts from ceiling fans.

### Whole of Home performance rating

NatHERS Whole of Home software uses the heating and cooling energy loads combined with the energy performance of the home's appliances (heating, cooling, hot water, lighting, pool/spa pump and onsite renewable energy generation and storage) and models the expected energy value\* of the whole home. The Whole of Home performance rating is shown as a score out of 100 on this Report.

## Heating & Cooling Load Limits

### Additional information

In some locations under the NCC NatHERS pathway, separate heating and cooling load limits may apply. Minimum required star ratings in northern parts of Australia may also be affected by the presence or absence of an outdoor living area and/or an outdoor living area ceiling fan. Refer to the *ABCB Standard [XXXX.X]: NatHERS heating and cooling load limits* for details or contact the relevant local building regulating authority, noting that State and Territory variations may also apply.

### Setting options:

Floor type:

- CSOG – Concrete Slab on Ground
- SF – Suspended Floor (or a mixture of CSOG and SF)
- NA – Not Applicable

NCC climate Zone 1 or 2:

- Yes
- No
- NA – not applicable

Outdoor living area:

- Yes
- No
- NA – not applicable

Outdoor living area ceiling fan:

- Yes
- No
- NA – not applicable

## Predicted Whole of Home annual impact by appliance

Shows the contribution each appliance has on the home's annual energy use, greenhouse gas emissions and cost without solar.


### Energy use:



### Greenhouse gas emissions:



### Cost:



## Predicted onsite renewable energy impact

No Whole of Home performance assessment conducted for this certificate.

## Report check

The checklist covers important items impacting the dwelling's ratings. It is recommended that the accuracy of the whole report is checked.

Note: The boxes indicate when and who should check each item. It is not mandatory to complete this checklist.

	Approval stage		Construction stage		
	Rater checked	Consent authority/ surveyor checked	Builder checked	Consent authority/ surveyor checked	
<b>Genuine report check</b>					
Does this report match the one available at the web address or QR code verification link on the front page?		<input type="checkbox"/>	<input type="checkbox"/>	<input type="checkbox"/>	<input type="checkbox"/>
Does the report number on the stamped plans match the number on this Report?		<input type="checkbox"/>	<input type="checkbox"/>	<input type="checkbox"/>	<input type="checkbox"/>
<b>Thermal performance check</b>					
<b>Windows and glazed doors</b>					
Does the window size, opening type and location shown on the NatHERS-stamped plans or as installed match what is shown in 'Window and glazed door schedule' and 'Roof window schedule' tables on this Certificate?	<input type="checkbox"/>	<input type="checkbox"/>	<input type="checkbox"/>	<input type="checkbox"/>	<input type="checkbox"/>
Does the installed windows meet the substitution tolerances (AFRC* based SHGC* and U-values*) as shown in the 'Window and glazed door type and performance' and 'Roof window type and performance' tables on this Certificate?			<input type="checkbox"/>	<input type="checkbox"/>	<input type="checkbox"/>
<b>External walls</b>					
Does the external wall bulk insulation (R-value) shown on the NatHERS-stamped plans or as installed match what is shown in the External wall type table on this Report?	<input type="checkbox"/>	<input type="checkbox"/>	<input type="checkbox"/>	<input type="checkbox"/>	<input type="checkbox"/>
Does the external wall shade (colour) match what is shown in the 'External wall type' table on this Report?	<input type="checkbox"/>	<input type="checkbox"/>	<input type="checkbox"/>	<input type="checkbox"/>	<input type="checkbox"/>
<b>Floor</b>					
Does the floor insulation (R-value) shown on the NatHERS-stamped plans or as installed match what is shown in the 'Floor type' table on this Report?	<input type="checkbox"/>	<input type="checkbox"/>	<input type="checkbox"/>	<input type="checkbox"/>	<input type="checkbox"/>
<b>Ceiling penetrations*</b>					
Does the 'quantity' and 'type' of ceiling penetrations* (e.g. downlights, exhaust fans, etc) shown on the NatHERS-stamped plans or as installed match what is shown in the 'Ceiling penetrations' table on this Report?	<input type="checkbox"/>	<input type="checkbox"/>	<input type="checkbox"/>	<input type="checkbox"/>	<input type="checkbox"/>
<b>Ceiling</b>					
Does the ceiling insulation (R-value) shown on the NatHERS-stamped plans or as installed match what is shown in the 'Ceiling type' table on this Report?	<input type="checkbox"/>	<input type="checkbox"/>	<input type="checkbox"/>	<input type="checkbox"/>	<input type="checkbox"/>
<b>Roof</b>					
Does the external roof shade (colour) on the NatHERS stamped plans or as installed match what is shown in the 'Roof type' table on this Report?	<input type="checkbox"/>	<input type="checkbox"/>	<input type="checkbox"/>	<input type="checkbox"/>	<input type="checkbox"/>
<b>Apartment entrance doors (NCC Class 2 assessments only)</b>					
Does the 'External Door Schedule' show apartment entrance doors? Please note that an "external door" between the modelled dwelling and a shared space, such as an enclosed corridor or foyer, should not be included in the assessment (because it overstates the possible ventilation) and would invalidate the Report.	<input type="checkbox"/>	<input type="checkbox"/>		<input type="checkbox"/>	<input type="checkbox"/>
<b>Exposure*</b>					
Has the appropriate exposure type (terrain) (shown on page 1) been applied? For example, it is unlikely that a ground-floor apartment is "exposed" or a top floor high-rise apartment is "protected".	<input type="checkbox"/>	<input type="checkbox"/>		<input type="checkbox"/>	<input type="checkbox"/>
<b>Heating and cooling load limits*</b>					
Do the load limits settings (shown on page 1) match what is shown on the NatHERS-stamped plans?	<input type="checkbox"/>	<input type="checkbox"/>	<input type="checkbox"/>	<input type="checkbox"/>	<input type="checkbox"/>

## Report check

Continued

	Approval stage		Construction stage		
	Rater checked	Consent authority/ surveyor checked	Builder checked	Consent authority/ surveyor checked	Occupancy/other
<b>Additional NCC requirements for thermal performance (not included in the NatHERS assessment)</b>					
<b>Thermal bridging</b>					
Does the dwelling meet the NCC requirement for thermal bridging?		<input type="checkbox"/>	<input type="checkbox"/>	<input type="checkbox"/>	<input type="checkbox"/>
<b>Insulation installation method</b>					
Has the insulation been installed according to the NCC requirements?			<input type="checkbox"/>	<input type="checkbox"/>	<input type="checkbox"/>
<b>Building sealing</b>					
Does the dwelling meet the NCC requirements for Building Sealing?		<input type="checkbox"/>	<input type="checkbox"/>	<input type="checkbox"/>	<input type="checkbox"/>
<b>Whole of Home performance check (not applicable if a Whole of Home performance assessment is not conducted)</b>					
<b>Appliances</b>					
Does the cooling appliance/s type, location and efficiency/performance shown on the NatHERS-stamped plans or as installed match the location and minimum efficiency/performance requirements shown in the Appliance schedule on this Report?	<input type="checkbox"/>	<input type="checkbox"/>	<input type="checkbox"/>	<input type="checkbox"/>	<input type="checkbox"/>
Does the heating appliance/s type, location and efficiency/performance shown on the NatHERS-stamped plans or installed, match the location and minimum efficiency/performance requirements shown in the 'Appliance schedule' on this Report?	<input type="checkbox"/>	<input type="checkbox"/>	<input type="checkbox"/>	<input type="checkbox"/>	<input type="checkbox"/>
Does the hot water system type and efficiency/performance shown on the NatHERS-stamped plans or as installed match the location and minimum efficiency/performance requirements shown in the 'Appliance schedule' on this Report?	<input type="checkbox"/>	<input type="checkbox"/>	<input type="checkbox"/>	<input type="checkbox"/>	<input type="checkbox"/>
Does the pool pump efficiency/performance shown on the NatHERS-stamped plans or as installed match the minimum efficiency/performance requirements shown in the 'Appliance schedule' on this Report?	<input type="checkbox"/>	<input type="checkbox"/>	<input type="checkbox"/>	<input type="checkbox"/>	<input type="checkbox"/>
Does the onsite renewable energy system type, orientation and system size or generation capacity shown on the NatHERS stamped plans or installed match the 'Onsite Renewable Energy schedule' on this Report?	<input type="checkbox"/>	<input type="checkbox"/>	<input type="checkbox"/>	<input type="checkbox"/>	<input type="checkbox"/>
<b>Additional NCC Requirements for Services (not included in the NatHERS assessment)</b>					
Does the lighting meet the artificial lighting requirements specified in the NCC?		<input type="checkbox"/>	<input type="checkbox"/>	<input type="checkbox"/>	<input type="checkbox"/>
Does the hot water system meet the additional requirements specified in the NCC?		<input type="checkbox"/>	<input type="checkbox"/>	<input type="checkbox"/>	<input type="checkbox"/>
<b>Provisional values* check</b>					
Have provisional values* been used in the assessment and, if so, are they noted in 'Additional notes' table below?	<input type="checkbox"/>	<input type="checkbox"/>			
<b>Other NCC requirements</b>					
Note: This Report only covers the energy efficiency requirements in the NCC. Additional requirements that must also be satisfied include, but are not limited to: condensation, structural and fire safety requirements and any state or territory variations to the NCC energy efficiency requirements.					
<b>Additional notes</b>					



Room *schedule*

Room	Zone Type	Area (m²)

Window and glazed door *type and performance*

Default windows*					
Window ID	Window description	Maximum U-value*	SHGC*	Substitution tolerance ranges	
				SHGC lower limit	SHGC upper limit

Custom windows*					
Window ID	Window description	Maximum U-value*	SHGC*	Substitution tolerance ranges	
				SHGC lower limit	SHGC upper limit

Window and glazed door *schedule*

Location	Window ID	Window no.	Height (mm)	Width (mm)	Window type	Opening %	Orientation	Window shading device*

Roof window\* *type and performance value*

Default* roof windows					
Window ID	Window description	Maximum U-value*	SHGC*	Substitution tolerance ranges	
				SHGC lower limit	SHGC upper limit

Custom* roof windows					
Window ID	Window description	Maximum U-value*	SHGC*	Substitution tolerance ranges	
				SHGC lower limit	SHGC upper limit

**Roof window\* *schedule***

Location	Window ID	Window No.	Opening %	Height (mm)	Width (mm)	Orientation	Outdoor shade	Indoor shade

**Skylight\* *type and performance***

Skylight ID	Skylight description	Skylight shaft reflectance

**Skylight\* *schedule***

Location	Skylight ID	Skylight No.	Skylight shaft length (mm)	Area (m <sup>2</sup> )	Orientation	Outdoor shade	Diffuser

**External door *schedule***

Location	Height (mm)	Width (mm)	Opening %	Orientation

**External wall *type***

Wall ID	Wall type	Solar absorptance	Wall shade (colour)	Bulk insulation (R-value)	Reflective wall wrap*

**External wall *schedule***

Location	Wall ID	Height (mm)	Width (mm)	Orientation	Horizontal shading feature* maximum projection (mm)	Vertical shading feature (yes/no)



**Internal wall type**

Wall ID	Wall type	Area (m2)	Bulk insulation

**Floor type**

Location	Construction	Area (m <sup>2</sup> )	Sub-floor ventilation	Added insulation (R-value)	Covering

**Ceiling type**

Location	Construction material/type	Bulk insulation R-value (may include edge batt values)	Reflective wrap*

**Ceiling penetrations\***

Location	Quantity	Type	Diameter (mm <sup>2</sup> )	Sealed/unsealed

**Ceiling fans**

Location	Quantity	Diameter (mm)

**Roof type**

Construction	Added insulation (R-value)	Solar absorptance	Roof shade (colour)

**Thermal bridging schedule for steel frame elements**

Building element	Steel section dimensions (height x width, mm)	Frame spacing (mm)	Steel thickness (BMT,mm)	Thermal break (yes/no)

**Appliance schedule****(not applicable if a Whole of Home performance assessment is not conducted for this certificate)**Note: A flat assumption of 5W/m<sup>2</sup> is used for lighting, therefore lighting is not included in the appliance schedule.

## Cooling system

Appliance/ system type	Location	Fuel type	Minimum efficiency/ performance	Recommended capacity
No Whole of Home performance assessment conducted for this certificate.				

## Heating system

Appliance/ system type	Location	Fuel type	Minimum efficiency/ performance	Recommended capacity
No Whole of Home performance assessment conducted for this certificate.				

## Hot water system

Appliance/ system type	Fuel type	Minimum efficiency/ performance	Substitution tolerance ranges		Assessed daily load
			Zone 3 STC lower limit	Zone 3 STC upper limit	
No Whole of Home performance assessment conducted for this certificate.					

## Pool/spa equipment

Appliance/ system type	Fuel type	Minimum efficiency/ performance	Recommended capacity
No Whole of Home performance assessment conducted for this certificate.			

Onsite renewable energy *schedule*

(not applicable if a Whole of Home performance assessment is not conducted for this certificate)

System type	Orientation	System size or generation capacity
No Whole of Home performance assessment conducted for this certificate.		

Battery *schedule*

(not applicable if a Whole of Home performance assessment is not conducted for this certificate)

System type	Size (battery storage capacity)
No Whole of Home performance assessment conducted for this certificate.	

Explanatory notes

About this report

This report is non-accredited and has been prepared by a non-accredited assessor (Rater\*\*). This is distinct from a NatHERS Certificate.

NatHERS ratings are a reliable guide for comparing different dwelling designs and to demonstrate that designs meet the energy efficiency requirements in the National Construction Code.

NatHERS ratings use computer modelling to evaluate a home's energy efficiency and performance. They use localised climate data and standard assumptions on how people use their home to predict the heating and cooling energy loads and energy value\* of the whole home. The thermal performance star rating uses the home's building specifications, layout, orientation and fabric (i.e. walls, windows, floors, roofs and ceilings) to predict the heating and cooling energy loads. The Whole of Home performance rating uses information about the home's appliances and onsite energy generation and storage to estimate the homes energy value\* .

The actual energy loads, cost and greenhouse gas emissions of a home may vary from that predicted. This is because the assumptions will not always match the actual occupant usage patterns. For example, the number of occupants and how people use their appliances will vary.

Energy efficient homes use less energy, are warmer on cool days, cooler on hot days and cost less to run.

Rater

Non-accredited assessors (Raters) are not required to have any formal qualifications, insurance, ongoing professional development or quality assurance checks on their ratings. This is distinct from NatHERS accredited assessors who are required to have qualifications, ongoing professional development and have

quality assurance checks on their ratings.

For quality assured NatHERS Certificates, always use an accredited or licenced assessor registered with an Assessor Accrediting Organisation (AAO). AAOs have strict quality assurance processes, and professional development requirements ensuring consistently high standards for assessments.

Any questions or concerns about this report should be directed to the rater in the first instance. If the rater is unable to address these questions or concerns, the state or territory building code authority should be contacted.

Disclaimer

The NatHERS Certificate format is developed by the NatHERS Administrator. However, the content in the certificate is entered by the rater. It is the rater's responsibility to use NatHERS accredited software correctly and follow the NatHERS Technical Note to produce this report.

The predicted annual energy load, cost and greenhouse gas emissions are not part of a non-accredited report. In a NatHERS Certificate these are an estimate based on an assessment of the dwelling's design by the assessor. It is not a prediction of actual energy use, cost or emissions. The information and ratings may be used to compare how other dwellings are likely to perform when used in a similar way.

Information presented in this report relies on a range of standard assumptions (both embedded in NatHERS accredited software and made by the rater who prepared this report), including assumptions about occupancy, behaviour, appliance performance, indoor air temperature and local climate.

Not all assumptions made by the rater using the NatHERS accredited software tool are presented in this report and further details or data files may be obtained from the rater.

Glossary

Annual energy load	the predicted amount of energy required for heating and cooling, based on standard occupancy assumptions.
AFRC	Australian Fenestration Rating Council
Assessed floor area	the floor area modelled in the software for the purpose of the NatHERS assessment. Note, this may not be consistent with the floor area in the design documents.
Ceiling penetrations	features that require a penetration to the ceiling, including downlights, vents, exhaust fans, range hoods, chimneys and flues. Excludes fixtures attached to the ceiling with small holes through the ceiling for wiring, e.g. ceiling fans; pendant lights, and heating and cooling ducts.
Conditioned	a zone within a dwelling that is expected to require heating and cooling based on standard occupancy assumptions. In some circumstances it will include garages.
COP	Coefficient of performance
Custom windows	windows listed in NatHERS software that are available on the market in Australia and have a WERS (Window Energy Rating Scheme) rating.
Default windows	windows that are representative of a specific type of window product and whose properties have been derived by statistical methods.
EER	Energy Efficiency Ratio, measure of how much cooling can be achieved by an air conditioner for a single kWh of electricity input
Energy use	This is your homes rating without solar or batteries.
Energy value	The net cost to society including, but not limited to, costs to the building user, the environment and energy networks (as defined in the ABCB Housing Provisions Standard).
Entrance door	these signify ventilation benefits in the modelling software and must not be modelled as a door when opening to a minimally ventilated corridor in a Class 2 building.
Exposure	see exposure categories below.
Exposure category – exposed	terrain with no obstructions e.g. flat grazing land, ocean-frontage, desert, exposed high-rise unit (usually above 10 floors).
Exposure category – open	terrain with few obstructions at a similar height e.g. grasslands with few well scattered obstructions below 10m, farmland with scattered sheds, lightly vegetated bush blocks, elevated units (e.g. above 3 floors).
Exposure category – suburban	terrain with numerous, closely spaced obstructions below 10m e.g. suburban housing, heavily vegetated bushland areas.
Exposure category – protected	terrain with numerous, closely spaced obstructions over 10 m e.g. city and industrial areas.
Horizontal shading feature	provides shading to the building in the horizontal plane, e.g. eaves, verandahs, pergolas, carports, or overhangs or balconies from upper levels.
National Construction Code (NCC) Class	the NCC groups buildings by their function and use, and assigns a classification code. NatHERS software models NCC Class 1, 2 or 4 buildings and attached Class 10a buildings. Definitions can be found at <a href="http://www.abcb.gov.au">www.abcb.gov.au</a> .
Net zero home	a home that achieves a net zero energy value*.
Opening percentage	the openability percentage or operable (moveable) area of doors or windows that is used in ventilation calculations.
Provisional value	an assumed value that does not represent an actual value. For example, if the wall colour is unspecified in the documentation, a provisional value of 'medium' must be modelled. Acceptable provisional values are outlined in the NatHERS Technical Note and can be found at <a href="http://www.nathers.gov.au">www.nathers.gov.au</a>
Recommended capacity	this is the capacity or size of equipment that is recommended by NatHERS to achieve the desired comfort conditions in the zone or zones serviced. This is a recommendation and the final selection sizing should be confirmed by a suitably qualified person.
Reflective wrap (also known as foil)	can be applied to walls, roofs and ceilings. When combined with an appropriate air gap and emissivity value, it provides insulative properties.
Roof window	for NatHERS this is typically an operable window (i.e. can be opened), will have a plaster or similar light well if there is an attic space, and generally does not have a diffuser.
Shading features	includes neighbouring buildings, fences, and wing walls, but excludes eaves.
Solar heat gain coefficient (SHGC)	the fraction of incident solar radiation admitted through a window, both directly transmitted as well as absorbed and subsequently released inward. SHGC is expressed as a number between 0 and 1. The lower a window's SHGC, the less solar heat it transmits.
Skylight (also known as roof lights)	for NatHERS this is typically a moulded unit with flexible reflective tubing (light well) and a diffuser at ceiling level.
STCs	Small-scale Technology Certificates, certificates created by the REC registry for renewable energy technologies that may be bought and sold as part of the Small-scale Renewable Energy Scheme operated by the Clean Energy Regulatory
Thermal breaks	are materials with an R-value greater than or equal to 0.2 that must separate the metal frame from the cladding. This includes, but is not limited to, materials such as timber battens greater than or equal to 20mm thick, continuous thermal breaks such as polystyrene insulation sheeting, plastic strips or furring channels.
U-value	the rate of heat transfer through a window. The lower the U-value, the better the insulating ability.
Unconditioned	a zone within a dwelling that is assumed to not require heating and cooling based on standard occupancy assumptions.
Vertical shading features	provides shading to the building in the vertical plane and can be parallel or perpendicular to the subject wall/window. Includes privacy screens, other walls in the building (wing walls), fences, other buildings, vegetation (protected or listed heritage trees).
Window shading device	a device fixed to windows that provides shading e.g. window awnings or screens but excludes horizontal* or vertical shading features* (eg eaves and balconies)

# Nationwide House Energy Rating Scheme®

## Class 2 Summary

### NatHERS® Certificate No. [#000000000-00]

Generated on [date] using [software and version]

[other boilerplate text other boilerplate text other boilerplate text other boilerplate text other boilerplate text other boilerplate text]

## Property

**Address** [00 Street,  
Suburb, State/Territory, Postcode]

**Lot/DP** [number]

**NatHERS Climate Zone** [number]



## Accredited assessor

**Name** [assessor name]

**Business name** [business name]

**Email** [email address]

**Phone** [00 0000 0000]

**Accreditation No.** [0000 000 000]

**Assessor Accrediting Organisation**  
[name of Assessor Accrediting Organisation]

## Verification

To verify this certificate,  
scan the QR code or visit  
[Hstar-dev.azurewebsites.net/  
QR/Generate?p=MlalCPjqJ.]

When using either link,  
ensure you are visiting  
hstar-dev.azurewebsites.net



## National Construction Code (NCC) requirements

The NCC allows the use of NatHERS accredited software to comply with the energy efficiency requirements for houses (Class 1 buildings) and apartments (Class 2 sole-occupancy units and Class 4 parts of buildings). The applicable requirements for houses are detailed in Specification 42 of NCC Volume Two. For apartments the requirements are detailed in clauses J2D2(2)(a) and (3) of NCC Volume One.

NCC 2022 includes enhanced thermal performance requirements for houses and apartments. It also includes a new whole-of-home annual energy use budget which applies to the major equipment in the home.

The NCC, and associated ABCB Standards and support material, can be accessed at [www.abcb.gov.au](http://www.abcb.gov.au).

Note, variations and additions to the NCC energy efficiency requirements may apply in some states and territories.

## Summary of all dwellings

Certificate number and link	Unit Number	Heating load (MJ/m <sup>2</sup> /p.a.)	Cooling load (MJ/m <sup>2</sup> /p.a.)	Total load (MJ/m <sup>2</sup> /p.a.)	Star Rating	Whole of Home Rating
Modelled average		0000.0	0000.0	0000.0	0.0	n/a
<a href="#">0000000000</a>	A1	0000.0	0000.0	0000.0	0.0	000
<a href="#">0000000000</a>	A2	0000.0	0000.0	0000.0	0.0	000

## Thermal performance Star rating



**NATIONWIDE  
HOUSE**  
ENERGY RATING SCHEME®

The rating above is the  
average of all dwellings in  
this summary

For more information on  
your dwelling's rating see:  
[www.nathers.gov.au](http://www.nathers.gov.au)

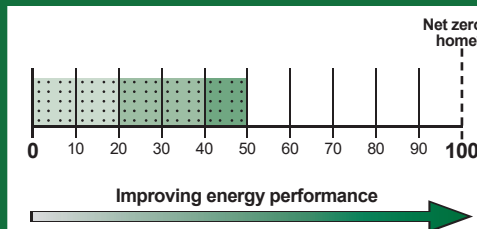
## NCC heating and cooling maximum loads MJ/m<sup>2</sup>/p.a.

Limits taken from ABCB Standard [xxxx.x]

	Heating	Cooling
Modelled block average	0000.0	0000.0
Maximum allowable limit	0000.0	0000.0

## Whole of Home performance rating

**50 out of 100**



The rating above is the lowest of  
all the dwellings in this summary



## Summary of all dwellings (continued)

Certificate number and link	Unit Number	Heating load (MJ/m <sup>2</sup> /p.a.)	Cooling load (MJ/m <sup>2</sup> /p.a.)	Total load (MJ/m <sup>2</sup> /p.a.)	Star Rating	Whole of Home Rating
<a href="#">0000000000</a>	A1	0000.0	0000.0	0000.0	0.0	000
<a href="#">0000000000</a>	A2	0000.0	0000.0	0000.0	0.0	000
<a href="#">0000000000</a>	A3	0000.0	0000.0	0000.0	0.0	000
<a href="#">0000000000</a>	A4	0000.0	0000.0	0000.0	0.0	000
<a href="#">0000000000</a>	A5	0000.0	0000.0	0000.0	0.0	000
<a href="#">0000000000</a>	A6	0000.0	0000.0	0000.0	0.0	000
<a href="#">0000000000</a>	A7	0000.0	0000.0	0000.0	0.0	000
<a href="#">0000000000</a>	A8	0000.0	0000.0	0000.0	0.0	000
<a href="#">0000000000</a>	A9	0000.0	0000.0	0000.0	0.0	000
<a href="#">0000000000</a>	A10	0000.0	0000.0	0000.0	0.0	000
<a href="#">0000000000</a>	A11	0000.0	0000.0	0000.0	0.0	000
<a href="#">0000000000</a>	A12	0000.0	0000.0	0000.0	0.0	000

## Explanatory notes

### About the ratings

The thermal performance star rating in this Certificate is the average rating of all NCC Class 2 dwellings in an apartment block. The Whole of Home performance rating in this Certificate is the lowest rating for the apartment block. Individual unit ratings are listed in the 'Summary of all dwellings' section of this Certificate.

NatHERS ratings use computer modelling to evaluate a home's energy efficiency and performance. They use localised climate data and standard assumptions on how people use their home to predict the energy loads and societal cost. The thermal performance star rating uses the home's building specifications, layout, orientation and fabric (i.e. walls, windows, floors, roofs and ceilings) to predict the heating and cooling energy loads. The Whole of Home performance rating uses information about the home's appliances and onsite energy production and storage to estimate the homes societal cost.

For more details about an individual dwelling's assessment, refer to the individual dwelling's NatHERS Certificate (accessible via link).

### Accredited Assessors

For high quality NatHERS Certificates, always use an accredited or licenced assessor registered with an Assessor Accrediting Organisation (AAO). AAOs have strict quality assurance processes, and professional development requirements ensuring consistently high standards for assessments.

Non-accredited assessors (Raters) have no ongoing training requirements and are not quality assured.

Licensed assessors in the Australian Capital Territory (ACT) can produce assessments for regulatory purposes only, using endorsed software, as listed on the ACT licensing register.

Any queries about this report should be directed to the assessor. If the assessor is unable to address questions or concerns, contact the AAO specified on the front of this certificate.

### Disclaimer

The NatHERS Certificate format is developed by the NatHERS Administrator. However, the content in certificates is entered by the assessor. It is the assessor's responsibility to use NatHERS accredited software correctly and follow the NatHERS Technical Note to produce a NatHERS Certificate.

The predicted annual energy use, cost and greenhouse gas emissions in this NatHERS Certificate are an estimate based on an assessment of the dwelling's design by the assessor. It is not a prediction of actual energy use, cost or emissions. The information and ratings may be used to compare how other dwellings are likely to perform when used in a similar way.

Information presented in this report relies on a range of standard assumptions (both embedded in NatHERS accredited software and made by the assessor who prepared this report), including assumptions about occupancy, behaviour, appliance performance, indoor air temperature and local climate.

Not all assumptions made by the assessor while using the NatHERS accredited software tool are presented in this report and further details or data files may be available from the assessor.



# Nationwide House Energy Rating Scheme®

## Class 2 Summary

### NatHERS® Certificate No. [#000000000-00]

Generated on [date] using [software and version]

[other boilerplate text other boilerplate text other boilerplate text other boilerplate text other boilerplate text other boilerplate text]

## Property

**Address** [00 Street,  
Suburb, State/Territory, Postcode]

**Lot/DP** [number]

**NatHERS Climate Zone** [number]



## Accredited assessor

**Name** [assessor name]

**Business name** [business name]

**Email** [email address]

**Phone** [00 0000 0000]

**Accreditation No.** [0000 000 000]

**Assessor Accrediting Organisation**  
[name of Assessor Accrediting Organisation]

## Verification

To verify this certificate,  
scan the QR code or visit  
[Hstar-dev.azurewebsites.net/  
QR/Generate?p=MlalcPjqJ.]

When using either link,  
ensure you are visiting  
hstar-dev.azurewebsites.net



## National Construction Code (NCC) requirements

The NCC allows the use of NatHERS accredited software to comply with the energy efficiency requirements for houses (Class 1 buildings) and apartments (Class 2 sole-occupancy units and Class 4 parts of buildings). The applicable requirements for houses are detailed in Specification 42 of NCC Volume Two. For apartments the requirements are detailed in clauses J2D2(2)(a) and (3) of NCC Volume One.

NCC 2022 includes enhanced thermal performance requirements for houses and apartments. It also includes a new whole-of-home annual energy use budget which applies to the major equipment in the home.

The NCC, and associated ABCB Standards and support material, can be accessed at [www.abcb.gov.au](http://www.abcb.gov.au).

Note, variations and additions to the NCC energy efficiency requirements may apply in some states and territories.

## Summary of all dwellings

Certificate number and link	Unit Number	Heating load (MJ/m2/p.a.)	Cooling load (MJ/m2/p.a.)	Total load (MJ/m2/p.a.)	Star Rating	Whole of Home Rating
Modelled average		0000.0	0000.0	0000.0	0.0	n/a
<a href="#">0000000000</a>	A1	0000.0	0000.0	0000.0	0.0	n/a
<a href="#">0000000000</a>	A2	0000.0	0000.0	0000.0	0.0	n/a

## Thermal performance Star rating



**NATIONWIDE  
HOUSE**  
ENERGY RATING SCHEME®

The rating above is the  
average of all dwellings in  
this summary

For more information on  
your dwelling's rating see:  
[www.nathers.gov.au](http://www.nathers.gov.au)

## NCC heating and cooling maximum loads MJ/m2/p.a.

Limits taken from ABCB Standard [xxxx.x]

	Heating	Cooling
Modelled block average	0000.0	0000.0
Maximum allowable limit	0000.0	0000.0

## Whole of Home performance rating

No Whole of Home  
performance rating  
conducted for this  
summary certificate  
or  
not completed for all  
dwellings

The rating above is the lowest of  
all dwellings in this summary





## Summary of all dwellings (continued)

Certificate number and link	Unit Number	Heating load (MJ/m <sup>2</sup> /p.a.)	Cooling load (MJ/m <sup>2</sup> /p.a.)	Total load (MJ/m <sup>2</sup> /p.a.)	Star Rating	Whole of Home Rating
<a href="#">0000000000</a>	A1	0000.0	0000.0	0000.0	0.0	n/a
<a href="#">0000000000</a>	A2	0000.0	0000.0	0000.0	0.0	n/a
<a href="#">0000000000</a>	A3	0000.0	0000.0	0000.0	0.0	n/a
<a href="#">0000000000</a>	A4	0000.0	0000.0	0000.0	0.0	n/a
<a href="#">0000000000</a>	A5	0000.0	0000.0	0000.0	0.0	n/a
<a href="#">0000000000</a>	A6	0000.0	0000.0	0000.0	0.0	n/a
<a href="#">0000000000</a>	A7	0000.0	0000.0	0000.0	0.0	n/a
<a href="#">0000000000</a>	A8	0000.0	0000.0	0000.0	0.0	n/a
<a href="#">0000000000</a>	A9	0000.0	0000.0	0000.0	0.0	n/a
<a href="#">0000000000</a>	A10	0000.0	0000.0	0000.0	0.0	n/a
<a href="#">0000000000</a>	A11	0000.0	0000.0	0000.0	0.0	n/a
<a href="#">0000000000</a>	A12	0000.0	0000.0	0000.0	0.0	n/a

## Explanatory notes

### About the ratings

The thermal performance star rating in this Certificate is the average rating of all NCC Class 2 dwellings in an apartment block. The Whole of Home performance rating in this Certificate is the lowest rating for the apartment block. Individual unit ratings are listed in the 'Summary of all dwellings' section of this Certificate.

NatHERS ratings use computer modelling to evaluate a home's energy efficiency and performance. They use localised climate data and standard assumptions on how people use their home to predict the energy loads and energy value\*. The thermal performance star rating uses the home's building specifications, layout, orientation and fabric (i.e. walls, windows, floors, roofs and ceilings) to predict the heating and cooling energy loads. The Whole of Home performance rating uses information about the home's appliances and onsite energy production and storage to estimate the homes energy value\*.

For more details about an individual dwelling's assessment, refer to the individual dwelling's NatHERS Certificate (accessible via link).

### Accredited Assessors

For high quality NatHERS Certificates, always use an accredited or licenced assessor registered with an Assessor Accrediting Organisation (AAO). AAOs have strict quality assurance processes, and professional development requirements ensuring consistently high standards for assessments.

Non-accredited assessors (Raters) have no ongoing training requirements and are not quality assured.

Licensed assessors in the Australian Capital Territory (ACT) can produce assessments for regulatory purposes only, using endorsed software, as listed on the ACT licensing register.

Any queries about this report should be directed to the assessor. If the assessor is unable to address questions or concerns, contact the AAO specified on the front of this certificate.

### Disclaimer

The NatHERS Certificate format is developed by the NatHERS Administrator. However, the content in certificates is entered by the assessor. It is the assessor's responsibility to use NatHERS accredited software correctly and follow the NatHERS Technical Note to produce a NatHERS Certificate.

The predicted annual energy use, cost and greenhouse gas emissions in this NatHERS Certificate are an estimate based on an assessment of the dwelling's design by the assessor. It is not a prediction of actual energy use, cost or emissions. The information and ratings may be used to compare how other dwellings are likely to perform when used in a similar way.

Information presented in this report relies on a range of standard assumptions (both embedded in NatHERS accredited software and made by the assessor who prepared this report), including assumptions about occupancy, behaviour, appliance performance, indoor air temperature and local climate.

Not all assumptions made by the assessor while using the NatHERS accredited software tool are presented in this report and further details or data files may be available from the assessor.

**Residential energy rating report - Non-accredited No. [#000000000-00]****Class 2 summary**

Generated on [date] using [software and version]

This report was created using NatHERS accredited software but the non-accredited assessor (rater) is not accredited under NatHERS and this report is not accredited as being compliant with NatHERS.  
Reliance on this report is accordingly at your own risk.

**Property**

**Address** [00 Street,  
Suburb, State/Territory, Postcode]  
**Lot/DP** [number]  
**NatHERS Climate Zone** [number]

**Thermal performance  
Star rating****X.X****Rater\***

**Name** [assessor name]  
**Business name** [business name]  
**Email** [email address]  
**Phone** [00 0000 0000]  
**Declaration of interest** [yes-managed]

**Average star rating**

The rating above is the average  
of all dwellings in this summary

**Verification**

To verify this certificate,  
scan the QR code or visit  
[Hstar-dev.azurewebsites.net/  
QR/Generate?p=MlaicPjqJ.]

When using either link,  
ensure you are visiting  
hstar-dev.azurewebsites.net

**NCC heating and cooling  
maximum loads MJ/m<sup>2</sup>/p.a.**

Limits taken from ABCB Standard [xxxx.x]

	Heating	Cooling
Modelled block average	0000.0	0000.0
Maximum allowable limit	0000.0	0000.0

**National Construction Code (NCC) requirements**

The NCC allows the use of NatHERS accredited software to comply with the energy efficiency requirements for houses (Class 1 buildings) and apartments (Class 2 sole-occupancy units and Class 4 parts of buildings). The applicable requirements for houses are detailed in Specification 42 of NCC Volume Two. For apartments the requirements are detailed in clauses J2D2(2)(a) and (3) of NCC Volume One.

NCC 2022 includes enhanced thermal performance requirements for houses and apartments. It also includes a new whole-of-home annual energy use budget which applies to the major equipment in the home.

The NCC, and associated ABCB Standards and support material, can be accessed at [www.abcb.gov.au](http://www.abcb.gov.au).

Note, variations and additions to the NCC energy efficiency requirements may apply in some states and territories.

**Whole of Home  
performance rating****50 out of 100**

The rating above is the lowest of  
all dwellings in this summary

**Summary of all dwellings**

Certificate number and link	Unit Number	Heating load (MJ/m <sup>2</sup> /p.a.)	Cooling load (MJ/m <sup>2</sup> /p.a.)	Total load (MJ/m <sup>2</sup> /p.a.)	Star Rating	Whole of Home Rating
Modelled average		0000.0	0000.0	0000.0	0.0	n/a
<a href="#">0000000000</a>	A1	0000.0	0000.0	0000.0	0.0	000
<a href="#">0000000000</a>	A2	0000.0	0000.0	0000.0	0.0	000

\* Refer to glossary.

## Summary of all dwellings (continued)

Certificate number and link	Unit Number	Heating load (MJ/m <sup>2</sup> /p.a.)	Cooling load (MJ/m <sup>2</sup> /p.a.)	Total load (MJ/m <sup>2</sup> /p.a.)	Star Rating	Whole of Home Rating
<a href="#">0000000000</a>	A1	0000.0	0000.0	0000.0	0.0	000
<a href="#">0000000000</a>	A2	0000.0	0000.0	0000.0	0.0	000
<a href="#">0000000000</a>	A3	0000.0	0000.0	0000.0	0.0	000
<a href="#">0000000000</a>	A4	0000.0	0000.0	0000.0	0.0	000
<a href="#">0000000000</a>	A5	0000.0	0000.0	0000.0	0.0	000
<a href="#">0000000000</a>	A6	0000.0	0000.0	0000.0	0.0	000
<a href="#">0000000000</a>	A7	0000.0	0000.0	0000.0	0.0	000
<a href="#">0000000000</a>	A8	0000.0	0000.0	0000.0	0.0	000
<a href="#">0000000000</a>	A9	0000.0	0000.0	0000.0	0.0	000
<a href="#">0000000000</a>	A10	0000.0	0000.0	0000.0	0.0	000
<a href="#">0000000000</a>	A11	0000.0	0000.0	0000.0	0.0	000
<a href="#">0000000000</a>	A12	0000.0	0000.0	0000.0	0.0	000

## Explanatory notes

### About this report

The thermal performance star rating in this Report is the average rating of all NCC Class 2 dwellings in an apartment block. The Whole of Home performance rating in this Report is the lowest rating for the apartment block. Individual unit ratings are listed in the 'Summary of all dwellings' section of this Report.

NatHERS ratings use computer modelling to evaluate a home's energy efficiency and performance. They use localised climate data and standard assumptions on how people use their home to predict the energy loads and societal cost. The thermal performance star rating uses the home's building specifications, layout, orientation and fabric (i.e. walls, windows, floors, roofs and ceilings) to predict the heating and cooling energy loads. The Whole of Home performance rating uses information about the home's appliances and onsite energy production and storage to estimate the homes societal cost.

For more details about an individual dwelling's assessment, refer to the individual dwelling's Rating Report (accessible via link).

### Raters

Non-accredited assessors (Raters) are not required to have any formal qualifications, insurance, ongoing professional development or quality assurance checks on their ratings. This is distinct from NatHERS accredited assessors who are required to have qualifications, ongoing professional development and have quality assurance checks on their ratings.

For quality assured NatHERS Certificates, always use an accredited or licenced assessor registered with an Assessor Accrediting Organisation (AAO). AAOs have strict quality assurance processes, and professional development requirements ensuring consistently high standards for assessments.

Any questions or concerns about this report should be directed to the rater in the first instance. If the rater is unable to address these questions or concerns, the state or territory building code authority should be contacted.

### Disclaimer

The NatHERS Certificate format is developed by the NatHERS Administrator. However, the content in the certificate is entered by the rater. It is the rater's responsibility to use NatHERS accredited software correctly and follow the NatHERS Technical Note to produce this report.

The predicted annual energy load, cost and greenhouse gas emissions are not part of a non-accredited report. In a NatHERS Certificate these are an estimate based on an assessment of the dwelling's design by the assessor. It is not a prediction of actual energy use, cost or emissions. The information and ratings may be used to compare how other dwellings are likely to perform when used in a similar way.

Information presented in this report relies on a range of standard assumptions (both embedded in NatHERS accredited software and made by the rater who prepared this report), including assumptions about occupancy, behaviour, appliance performance, indoor air temperature and local climate.

Not all assumptions made by the rater using the NatHERS accredited software tool are presented in this report and further details or data files may be obtained from the rater.

**Residential energy rating report - Non-accredited No. [#000000000-00]****Class 2 summary**

Generated on [date] using [software and version]

This report was created using NatHERS accredited software but the non-accredited assessor (rater) is not accredited under NatHERS and this report is not accredited as being compliant with NatHERS.  
Reliance on this report is accordingly at your own risk.

**Property**

**Address** [00 Street,  
Suburb, State/Territory, Postcode]  
**Lot/DP** [number]  
**NatHERS Climate Zone** [number]

**Thermal performance  
Star rating****X.X****Rater\***

**Name** [assessor name]  
**Business name** [business name]  
**Email** [email address]  
**Phone** [00 0000 0000]  
**Declaration of interest** [yes-managed]

**Average star rating**

The rating above is the average  
of all dwellings in this summary

**Verification**

To verify this certificate,  
scan the QR code or visit  
[Hstar-dev.azurewebsites.net/  
QR/Generate?p=MlaicPjqJ.]

When using either link,  
ensure you are visiting  
hstar-dev.azurewebsites.net

**NCC heating and cooling  
maximum loads MJ/m<sup>2</sup>/p.a.**

Limits taken from ABCB Standard [xxxx.x]

	Heating	Cooling
<b>Modelled block average</b>	0000.0	0000.0
<b>Maximum allowable limit</b>	0000.0	0000.0

**National Construction Code (NCC) requirements**

The NCC allows the use of NatHERS accredited software to comply with the energy efficiency requirements for houses (Class 1 buildings) and apartments (Class 2 sole-occupancy units and Class 4 parts of buildings). The applicable requirements for houses are detailed in Specification 42 of NCC Volume Two. For apartments the requirements are detailed in clauses J2D2(2)(a) and (3) of NCC Volume One.

NCC 2022 includes enhanced thermal performance requirements for houses and apartments. It also includes a new whole-of-home annual energy use budget which applies to the major equipment in the home.

The NCC, and associated ABCB Standards and support material, can be accessed at [www.abcb.gov.au](http://www.abcb.gov.au).

Note, variations and additions to the NCC energy efficiency requirements may apply in some states and territories.

**Whole of Home  
performance rating**

No Whole of Home  
performance rating  
conducted for this  
summary report  
or  
not completed for all  
dwellings

The rating above is the lowest of  
all dwellings in this summary

**Summary of all dwellings**

Certificate number and link	Unit Number	Heating load (MJ/m <sup>2</sup> /p.a.)	Cooling load (MJ/m <sup>2</sup> /p.a.)	Total load (MJ/m <sup>2</sup> /p.a.)	Star Rating	Whole of Home Rating
<b>Modelled average</b>		<b>0000.0</b>	<b>0000.0</b>	<b>0000.0</b>	<b>0.0</b>	<b>n/a</b>
<a href="#">0000000000</a>	A1	0000.0	0000.0	0000.0	0.0	n/a
<a href="#">0000000000</a>	A2	0000.0	0000.0	0000.0	0.0	n/a

\* Refer to glossary.

## Summary of all dwellings (continued)

Certificate number and link	Unit Number	Heating load (MJ/m <sup>2</sup> /p.a.)	Cooling load (MJ/m <sup>2</sup> /p.a.)	Total load (MJ/m <sup>2</sup> /p.a.)	Star Rating	Whole of Home Rating
<a href="#">0000000000</a>	A1	0000.0	0000.0	0000.0	0.0	n/a
<a href="#">0000000000</a>	A2	0000.0	0000.0	0000.0	0.0	n/a
<a href="#">0000000000</a>	A3	0000.0	0000.0	0000.0	0.0	n/a
<a href="#">0000000000</a>	A4	0000.0	0000.0	0000.0	0.0	n/a
<a href="#">0000000000</a>	A5	0000.0	0000.0	0000.0	0.0	n/a
<a href="#">0000000000</a>	A6	0000.0	0000.0	0000.0	0.0	n/a
<a href="#">0000000000</a>	A7	0000.0	0000.0	0000.0	0.0	n/a
<a href="#">0000000000</a>	A8	0000.0	0000.0	0000.0	0.0	n/a
<a href="#">0000000000</a>	A9	0000.0	0000.0	0000.0	0.0	n/a
<a href="#">0000000000</a>	A10	0000.0	0000.0	0000.0	0.0	n/a
<a href="#">0000000000</a>	A11	0000.0	0000.0	0000.0	0.0	n/a
<a href="#">0000000000</a>	A12	0000.0	0000.0	0000.0	0.0	n/a

## Explanatory notes

### About this report

The thermal performance star rating in this Report is the average rating of all NCC Class 2 dwellings in an apartment block. The Whole of Home performance rating in this Report is the lowest rating for the apartment block. Individual unit ratings are listed in the 'Summary of all dwellings' section of this Report.

NatHERS ratings use computer modelling to evaluate a home's energy efficiency and performance. They use localised climate data and standard assumptions on how people use their home to predict the energy loads and societal cost. The thermal performance star rating uses the home's building specifications, layout, orientation and fabric (i.e. walls, windows, floors, roofs and ceilings) to predict the heating and cooling energy loads. The Whole of Home performance rating uses information about the home's appliances and onsite energy production and storage to estimate the homes societal cost.

For more details about an individual dwelling's assessment, refer to the individual dwelling's Rating Report (accessible via link).

### Raters

Non-accredited assessors (Raters) are not required to have any formal qualifications, insurance, ongoing professional development or quality assurance checks on their ratings. This is distinct from NatHERS accredited assessors who are required to have qualifications, ongoing professional development and have quality assurance checks on their ratings.

For quality assured NatHERS Certificates, always use an accredited or licenced assessor registered with an Assessor Accrediting Organisation (AAO). AAOs have strict quality assurance processes, and professional development requirements ensuring consistently high standards for assessments.

Any questions or concerns about this report should be directed to the rater in the first instance. If the rater is unable to address these questions or concerns, the state or territory building code authority should be contacted.

### Disclaimer

The NatHERS Certificate format is developed by the NatHERS Administrator. However, the content in the certificate is entered by the rater. It is the rater's responsibility to use NatHERS accredited software correctly and follow the NatHERS Technical Note to produce this report.

The predicted annual energy load, cost and greenhouse gas emissions are not part of a non-accredited report. In a NatHERS Certificate these are an estimate based on an assessment of the dwelling's design by the assessor. It is not a prediction of actual energy use, cost or emissions. The information and ratings may be used to compare how other dwellings are likely to perform when used in a similar way.

Information presented in this report relies on a range of standard assumptions (both embedded in NatHERS accredited software and made by the rater who prepared this report), including assumptions about occupancy, behaviour, appliance performance, indoor air temperature and local climate.

Not all assumptions made by the rater using the NatHERS accredited software tool are presented in this report and further details or data files may be obtained from the rater.

# mock-up examples september 2022





# mock-up examples september 2022

## Non-accredited report No. #000000000-00

Scan QR code or follow website link for rating details.

Rater name [Name]

Property Address [00 Street, Suburb]

[State/Territory, Postcode]



[Hstar-dev.azurewebsites.net/QR/Generate?p=MlalCPjqJ.]